


SMA射频同轴连接器具有体积小、频带宽、机械电气性能优越、可靠性高等优点，是应用最广的射频连接器。广泛应用于微波通讯，航天航海，武器系统及微波测量设备等领域。

Series SMA connectors are most commonly used,It have the advantages of miniature size, wide frequency range, excellent electrical performances and high reliability. The products have been widely used in the field of micro-wave communication, speceflight and navigation,weapon system and micro-wave measuring equipment.

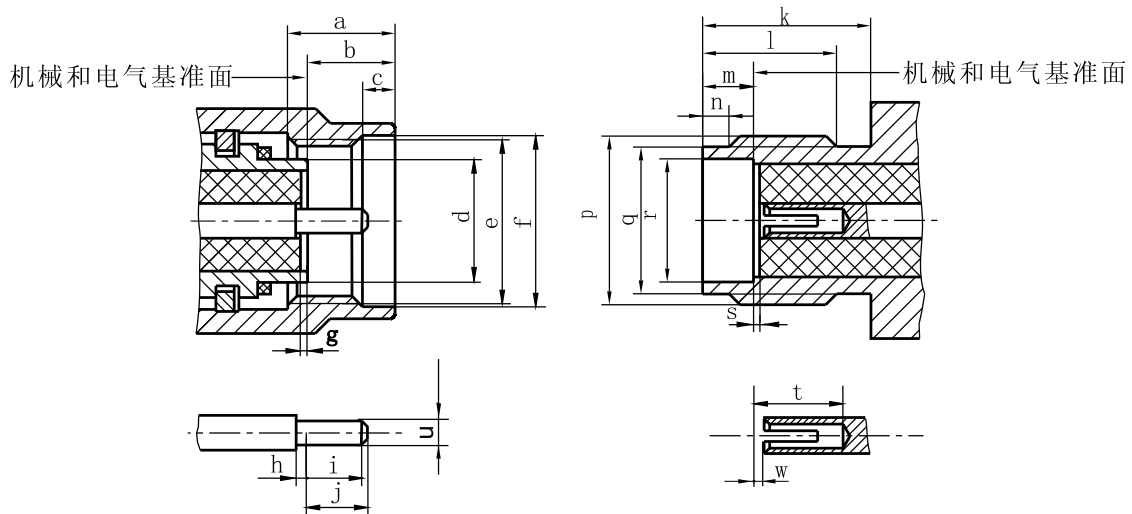


编者说明：

样本中所标示的安装开孔尺寸是我们建议用户整机面板上的开孔尺寸，并非连接器法兰盘的开孔尺寸。

主要技术特性		KEY PERFORMANCE			
温度范围 Temperature range		-65~+165℃	绝缘电阻 Insulation resistance	≥ 5000MΩ	
特性阻抗 Characteristic Impedance		50 Ω	介质耐压 Dielectric Withstanding voltage	1000V	
频率范围 Frequency range	配软电缆 With flexible cable	0~12.4GHz	接触电阻 Contact resistance	中心导体 Center conductor	≤ 0.003 Ω
	配半刚、半柔性电缆 With semi-rigid/flexible cable	0~18GHz		外导体 Outer conductor	≤ 0.002 Ω
电压驻波比 VSWR	配软电缆 With flexible cable	≤ 1.15+ 0.02F	寿命 Durability		500Cycles
	配半刚、半柔性电缆 With semi-rigid/flexible cable	≤ 1.10+ 0.02F			

**头部配合尺寸**      **INTERFACE MATING DIMENSIONS**

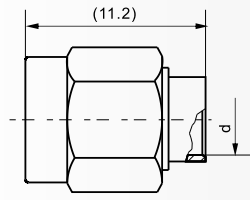


Symbol	MIN(mm)	MAX(mm)	Symbol	MIN(mm)	MAX(mm)	Symbol	MIN(mm)	MAX(mm)
a	3.30	—	h	0	0.25	p	1/4-36UNS-2A	
b	—	3.43	i	1.27	—	q	Φ5.28	Φ5.49
c	0.38	1.14	j	—	2.54	r	Φ4.597	Φ4.670
d	Φ4.340	Φ4.592	k	5.54	—	s	0	0.1
e	1/4-36UNS-2B		l	4.32	—	t	2.92	—
f	Φ6.35	Φ6.73	m	1.88	1.98	u	Φ0.90	Φ0.94
g	0	0.1	n	0.38	1.14	w	0	0.76

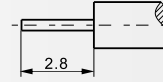


# SMA

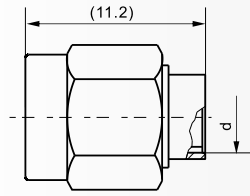
系列射频同轴连接器  
SERIES SMA COAXIAL CONNECTORS



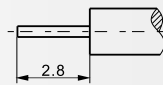
电缆剥线尺寸



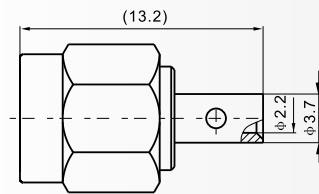
Type	d	Cable type
SMA-JB2	Φ2.2	SFT-50-2-1
SMA-JB3	Φ3.6	SFT-50-3-1



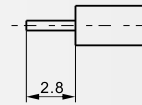
电缆剥线尺寸



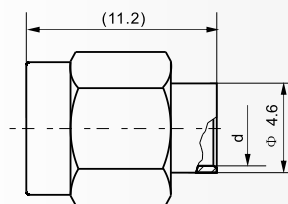
Type	d	Cable type	备注
SMA-JB2G	Φ2.2	SFT-50-2-1	不锈钢螺套钝化、 铜外壳镀金
SMA-JB3G	Φ3.6	SFT-50-3-1	



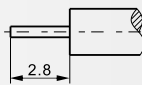
电缆剥线尺寸



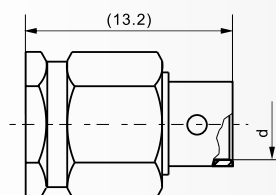
Cable type: SFT-50-2-1



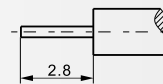
电缆剥线尺寸



Type	d	Cable type	备注
SMA-JB2A	Φ2.2	SFT-50-2-1	可退螺套
SMA-JB3D	Φ3.6	SFT-50-3-1	可退螺套

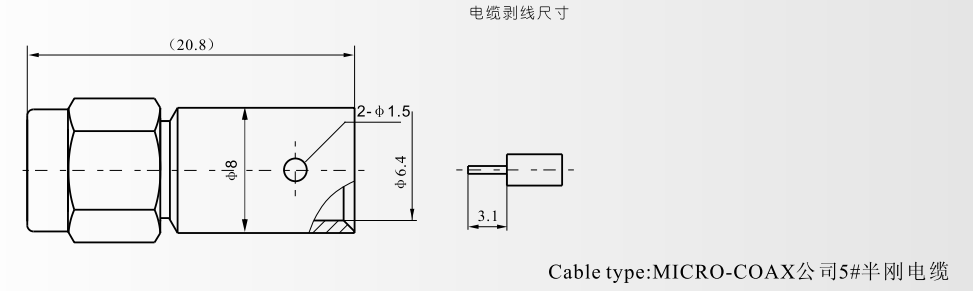
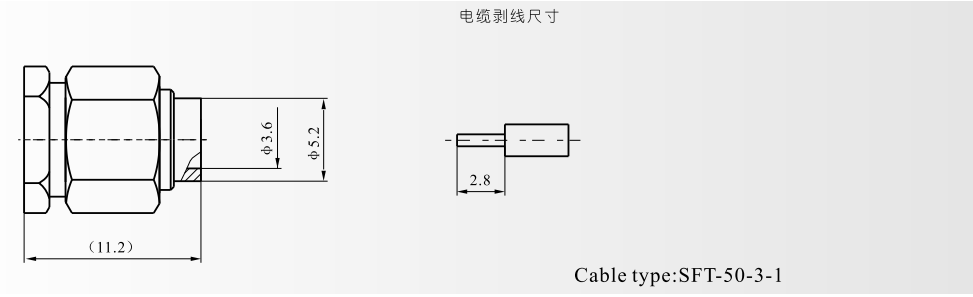
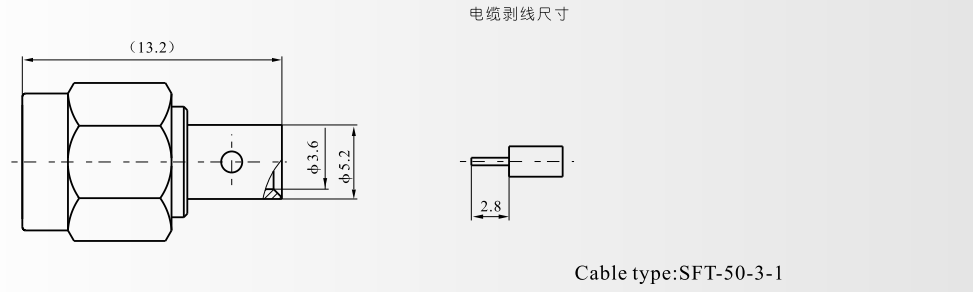
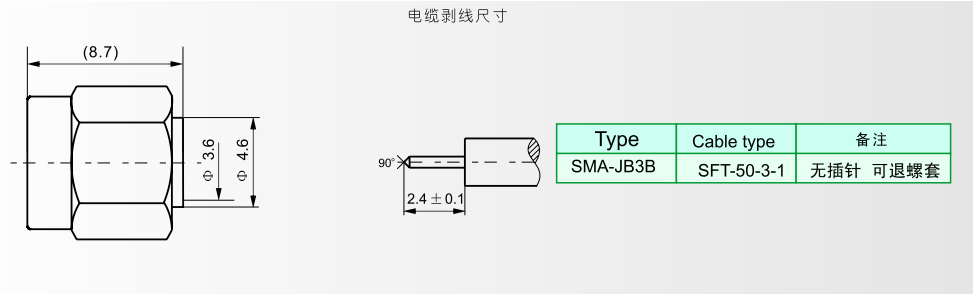
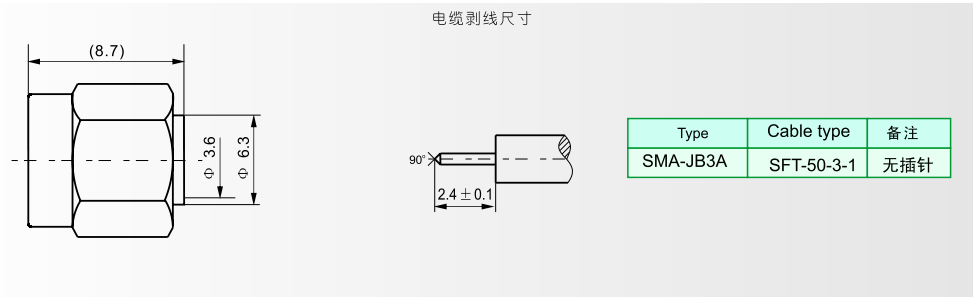


电缆剥线尺寸

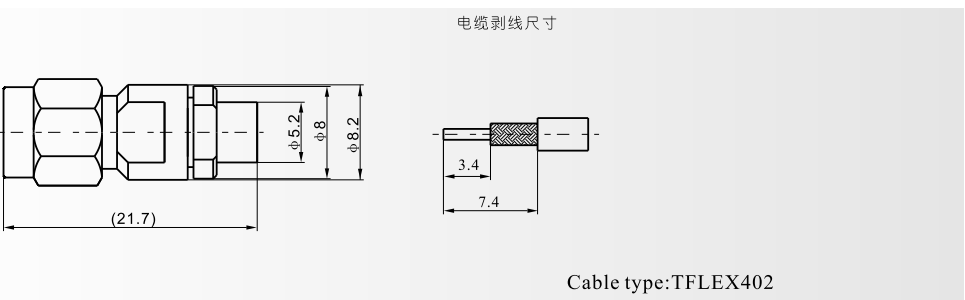
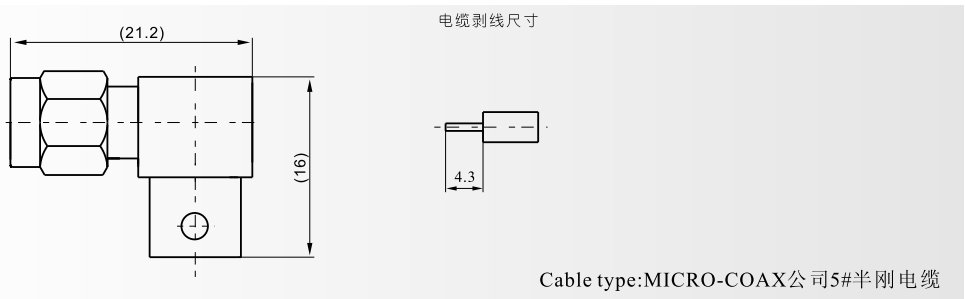
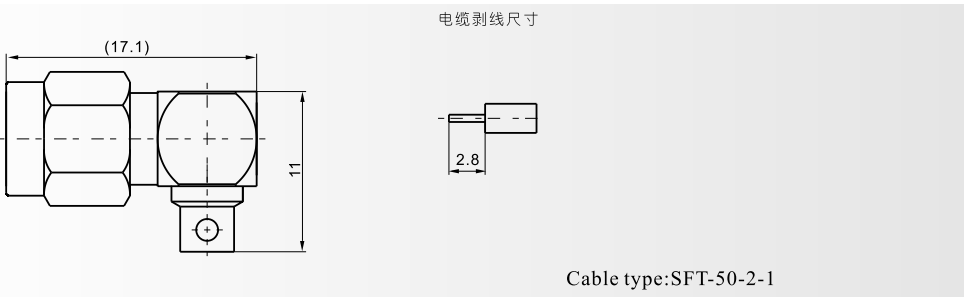
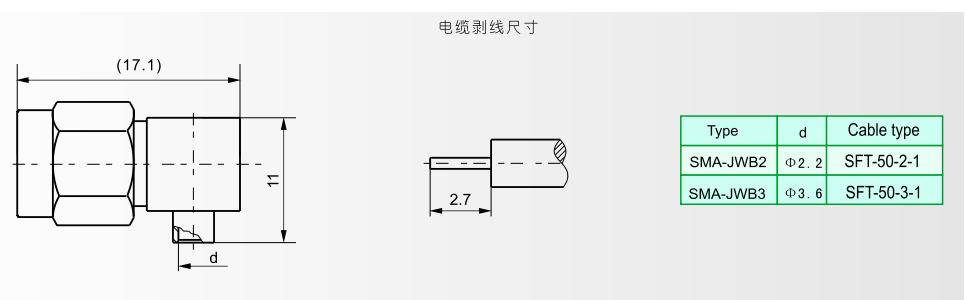
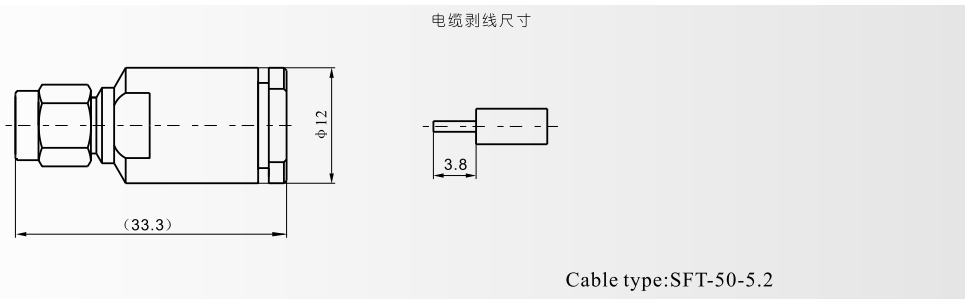


Type	d	Cable type
SMA-JBC2C	Φ2.2	SFT-50-2-1
SMA-JBC3C	Φ3.6	SFT-50-3-1

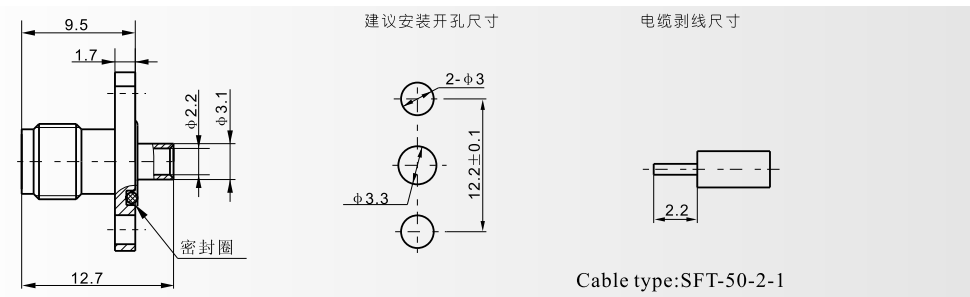
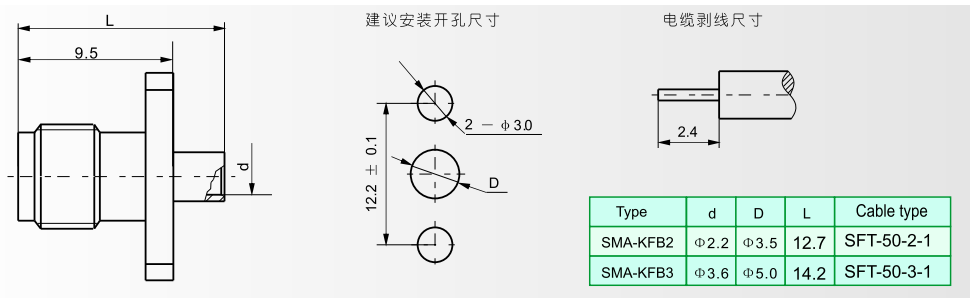
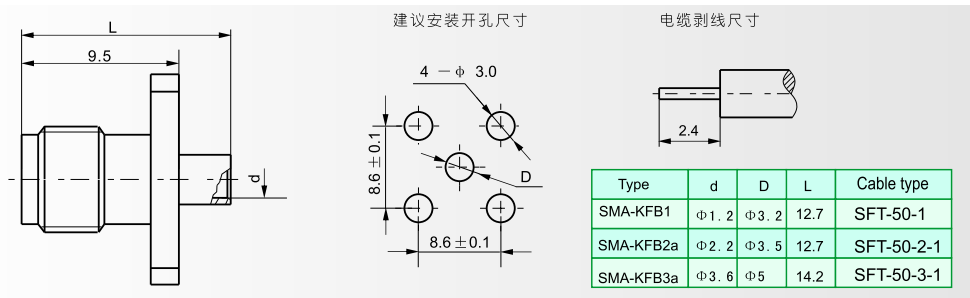
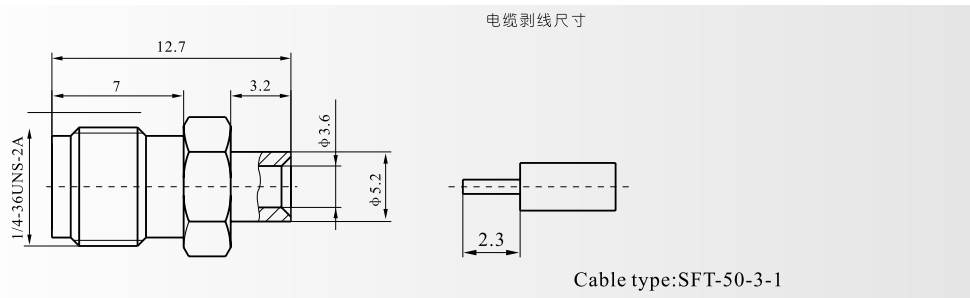
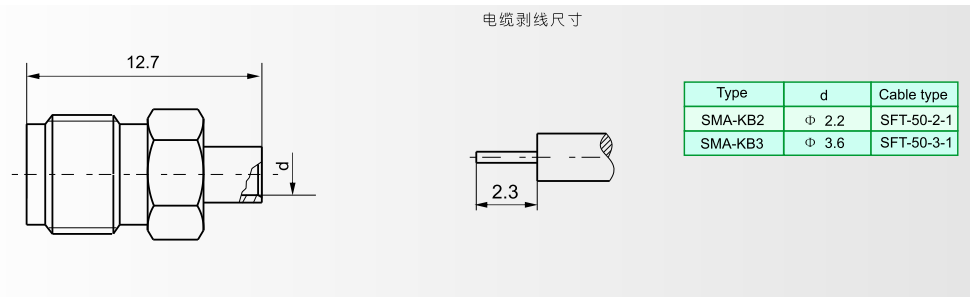
**SMA**  
系列射频同轴连接器  
SERIES SMA COAXIAL CONNECTORS



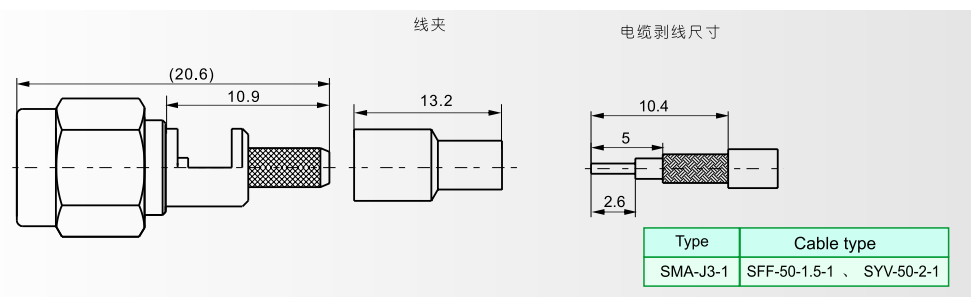
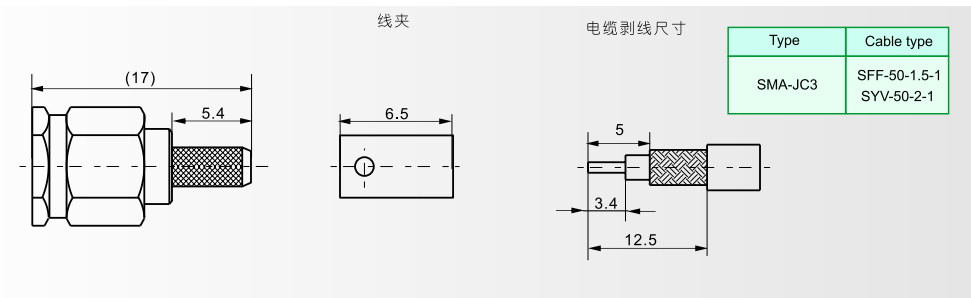
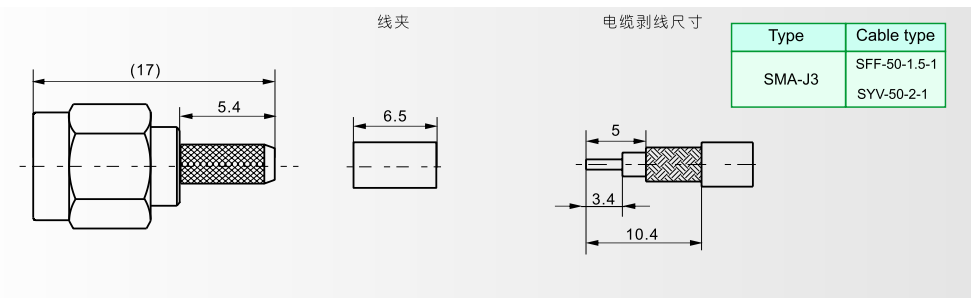
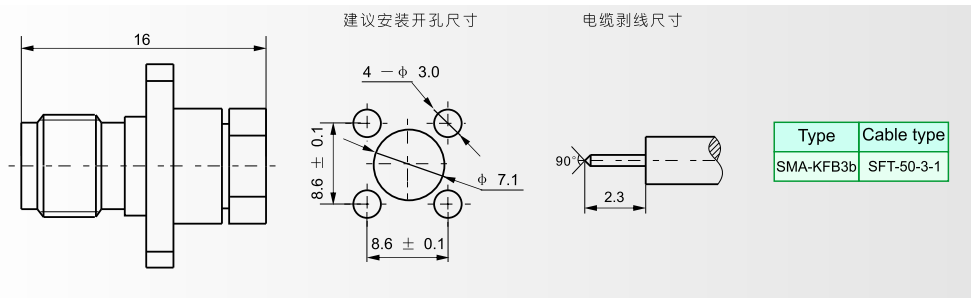
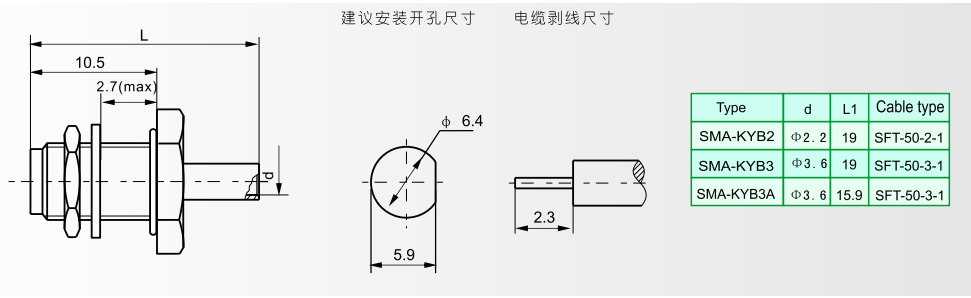
**SMA**  
系列射频同轴连接器  
SERIES SMA COAXIAL CONNECTORS



**SMA**  
系列射频同轴连接器  
SERIES SMA COAXIAL CONNECTORS



**SMA**  
系列射频同轴连接器  
SERIES SMA COAXIAL CONNECTORS

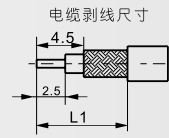
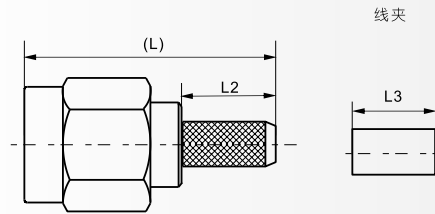


# SMA

系列射频同轴连接器  
SERIES SMA COAXIAL CONNECTORS



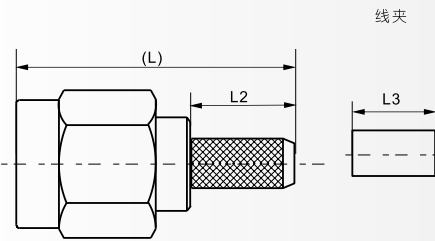
SMA-J4等



Type	L	L1	L2	L3	Cable type	备注
SMA-J4	21.5	12.5	8	10	SFF-50-2-2 SYV-50-2-2	
SMA-J5	23.7	14.5	10	12	SFF-50-3 SYV-50-3-1	



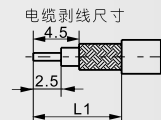
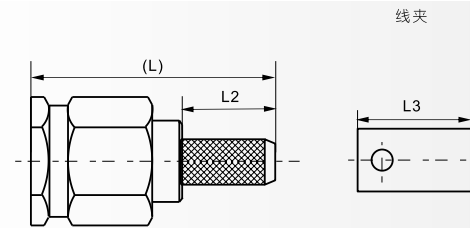
SMA-J4B等



Type	L	L1	L2	L3	Cable type	备注
SMA-J4B	21.5	12.5	8	10	SFF-50-2-2 SYV-50-2-2	插针为倒刺
SMA-J5B	23.7	14.5	10	12	SFF-50-3 SYV-50-3-1	插针为倒刺
SMA-J5A	21.3	14.5	7.6	12	SFF-50-3 SYV-50-3-1	螺套外壳 不锈钢镀金



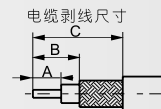
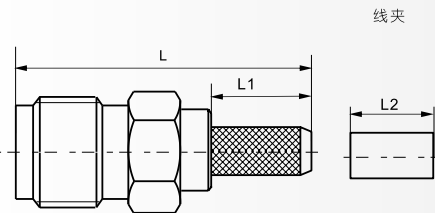
SMA-JC4等



Type	L	L1	L2	L3	Cable type
SMA-JC4	21.5	12.5	8	10	SFF-50-2-2 SYV-50-2-2
SMA-JC5	23.7	14.5	10	12	SFF-50-3 SYV-50-3-1



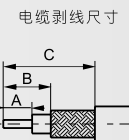
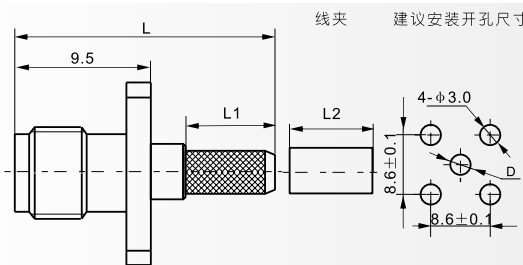
SMA-K3等



Type	L	L1	L2	A	B	C	Cable type
SMA-K3	17	5.6	6.5	2.7	4.6	10.2	SFF-50-1.5-1, SYV-50-2-1
SMA-K4	20	8	10	2.5	4.2	12.2	SFF-50-2-2, SYV-50-2-2
SMA-K5	22	10	12	2.5	4.2	14.2	SFF-50-3, SYV-50-3-1

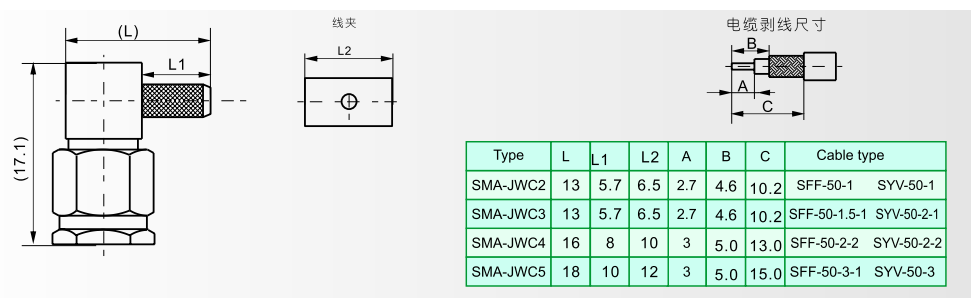

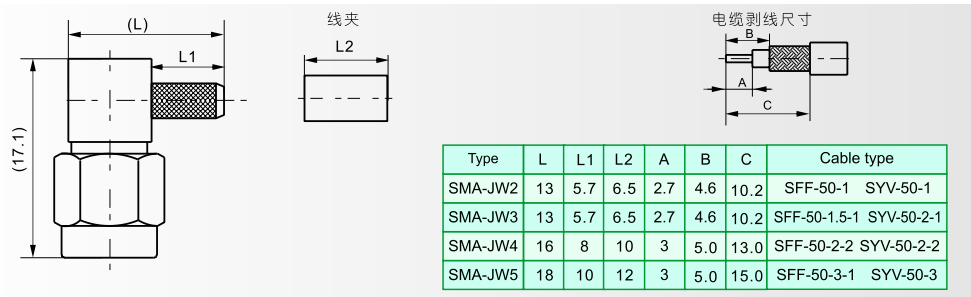
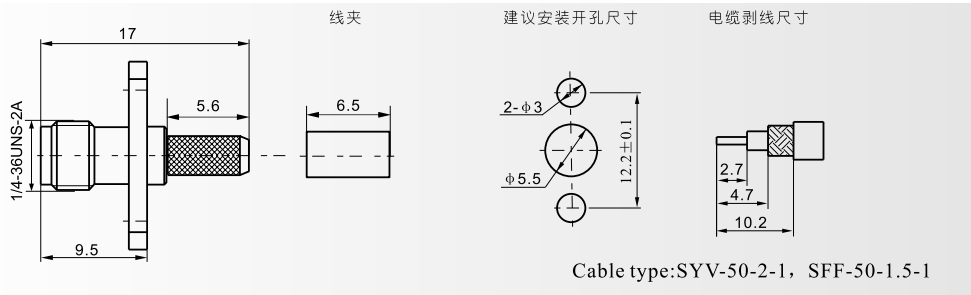
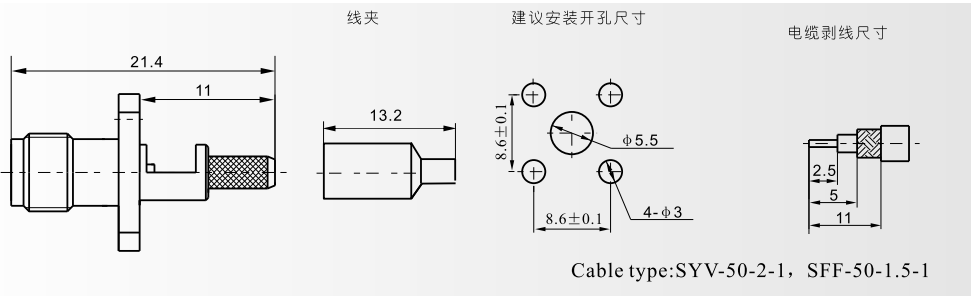
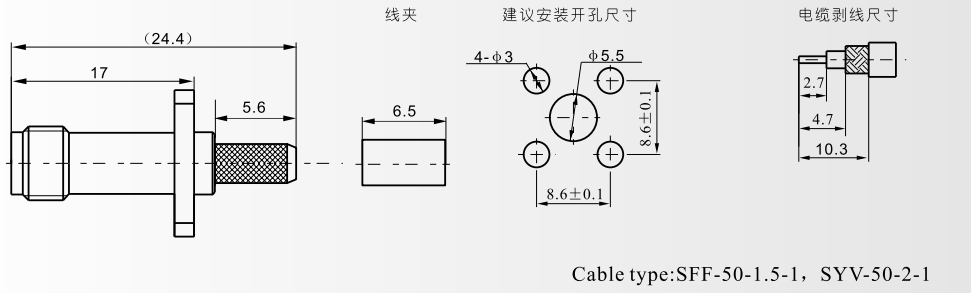


SMA-KF3等




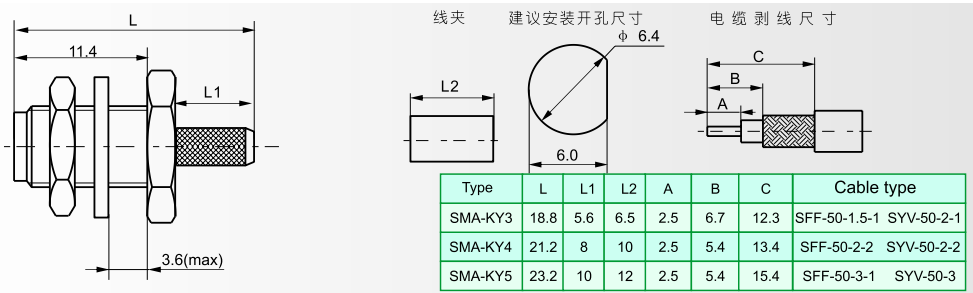
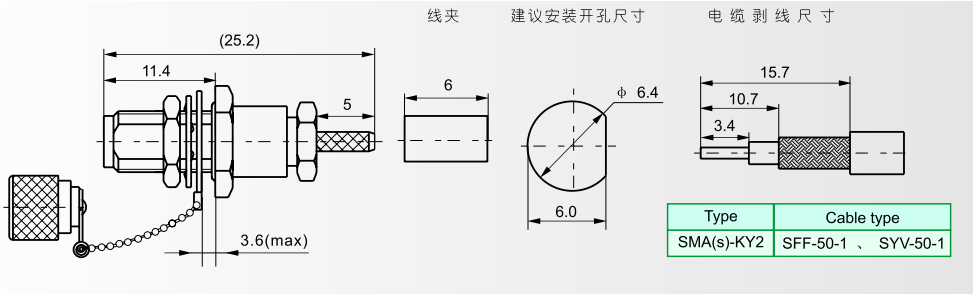
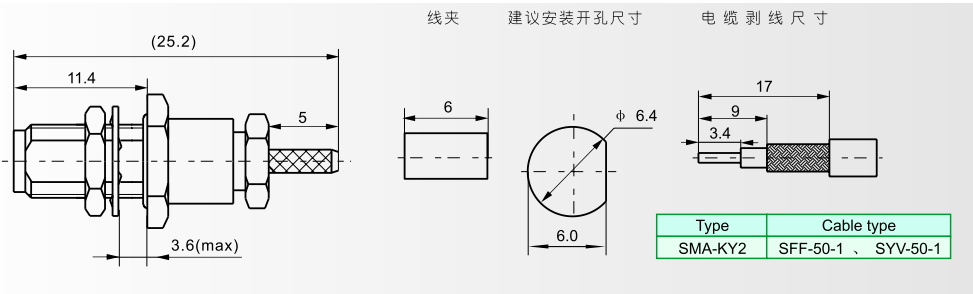
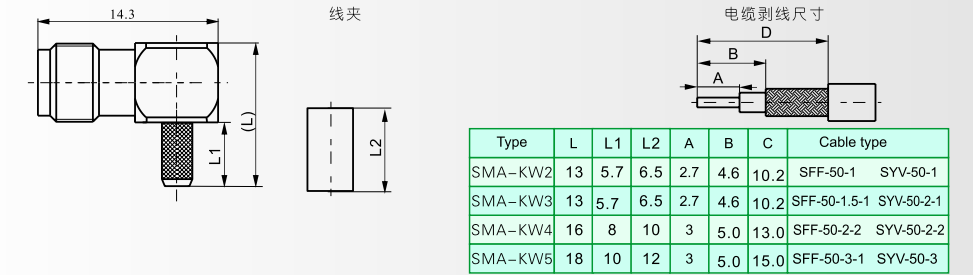
Type	A	B	C	D	L	L1	L2	Cable type
SMA-KF3	2.7	4.6	10.2	φ5.5	17	5.6	6.5	SFF-50-1.5-1, SYV-50-2-1
SMA-KF4	2.5	4.2	12.2	φ6.2	20	8	10	SFF-50-2-2, SYV-50-2-2
SMA-KF5	2.5	4.2	14.2	φ7.2	22	10	12	SFF-50-3, SYV-50-3-1

**SMA**  
系列射频同轴连接器  
SERIES SMA COAXIAL CONNECTORS



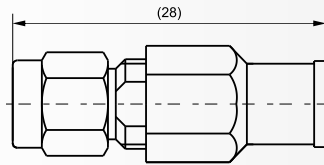


**SMA**  
系列射频同轴连接器  
SERIES SMA COAXIAL CONNECTORS

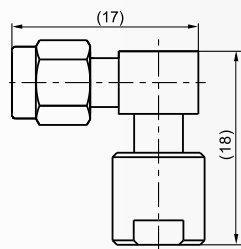




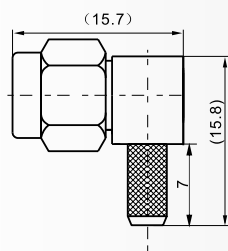
**SMA**  
系列射频同轴连接器  
SERIES SMA COAXIAL CONNECTORS



Type	Cable type
SMA-J301S	SFCF46-50-4-51



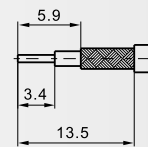
Type	Cable type
SMA-JW301	SUV-50-3-5



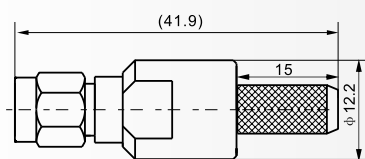
线夹



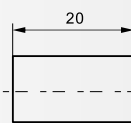
电缆剥线尺寸



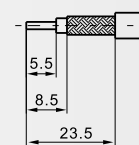
Cable type:TZC500 25 (HABLE)



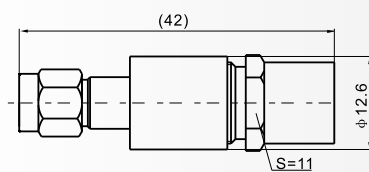
线夹



电缆剥线尺寸


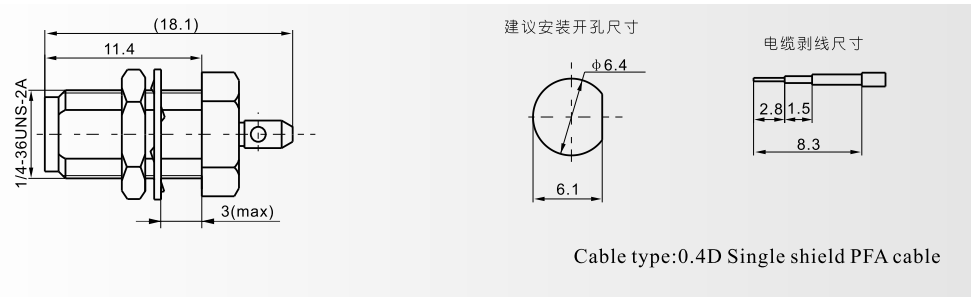
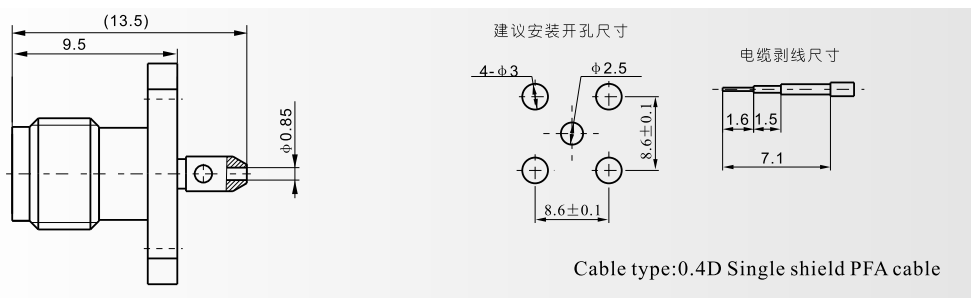
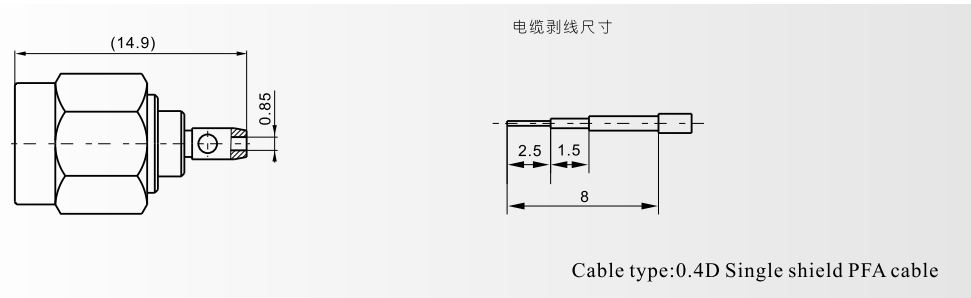
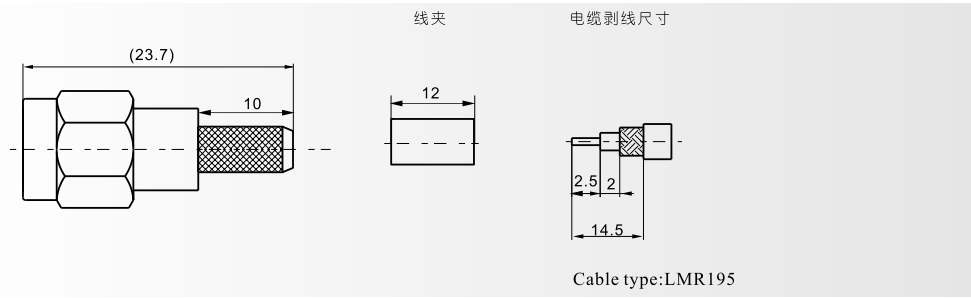


Cable type:LMR400



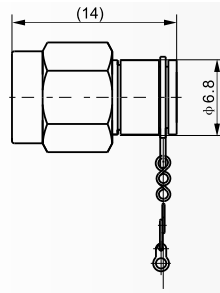
Cable type:FSJ1-50A

**SMA**  
系列射频同轴连接器  
SERIES SMA COAXIAL CONNECTORS



# SMA

系列射频同轴连接器  
SERIES SMA COAXIAL CONNECTORS

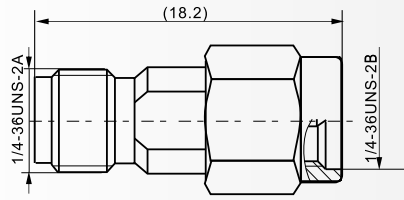


# SMA

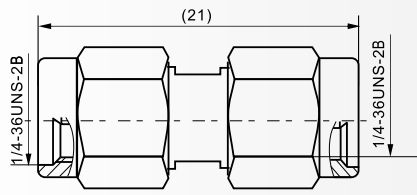
系列射频同轴连接器  
SERIES SMA COAXIAL CONNECTORS



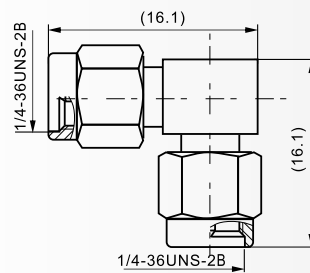
SMA-JK




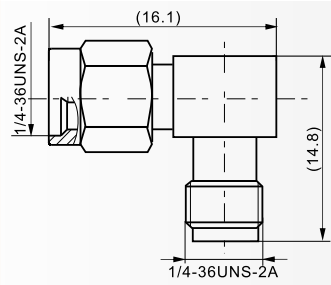
SMA-JJ



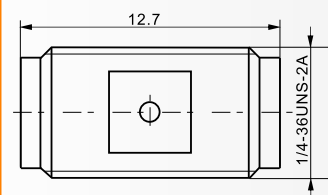
SMA-JWJ



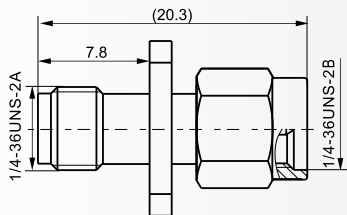
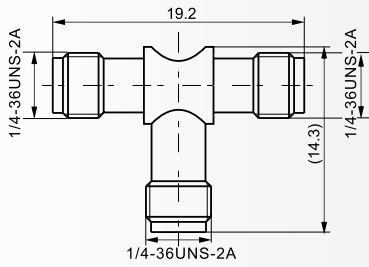
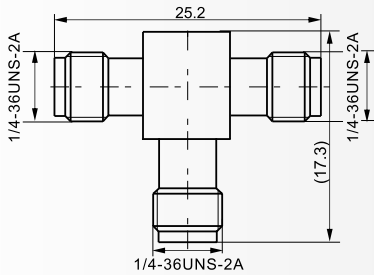
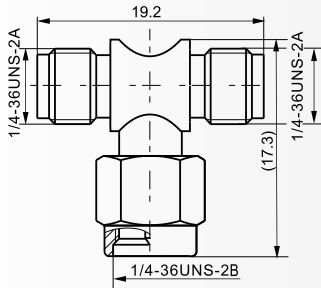
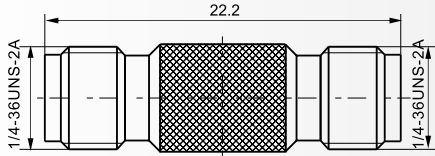
SMA-JWK



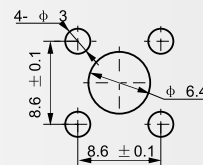
SMA-KK



**SMA**  
系列射频同轴连接器  
SERIES SMA COAXIAL CONNECTORS

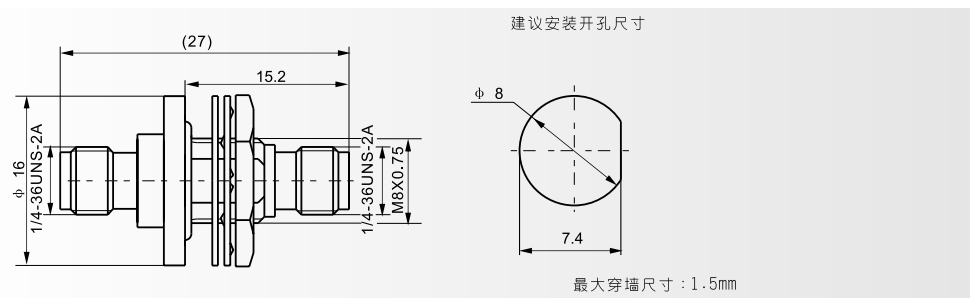
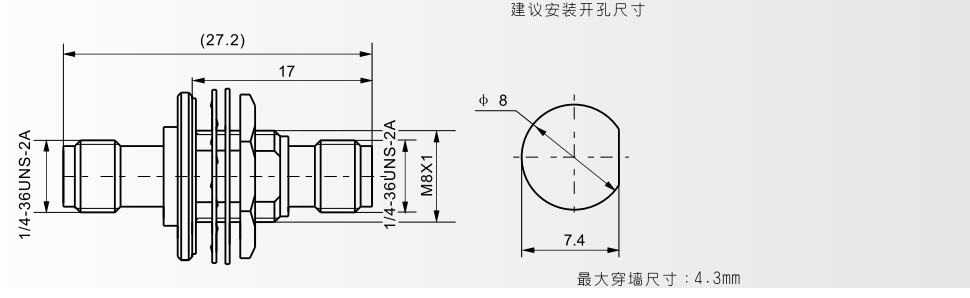
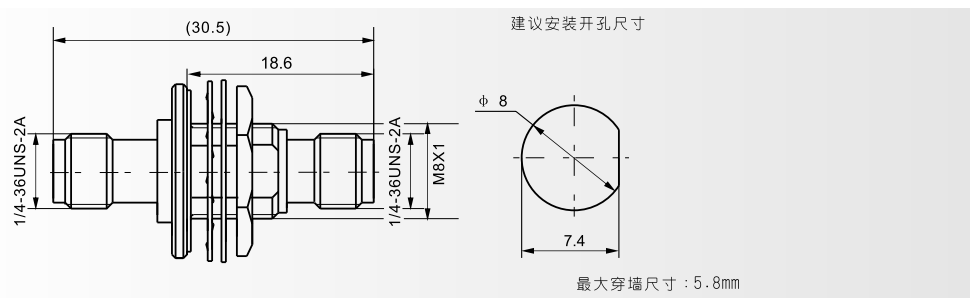
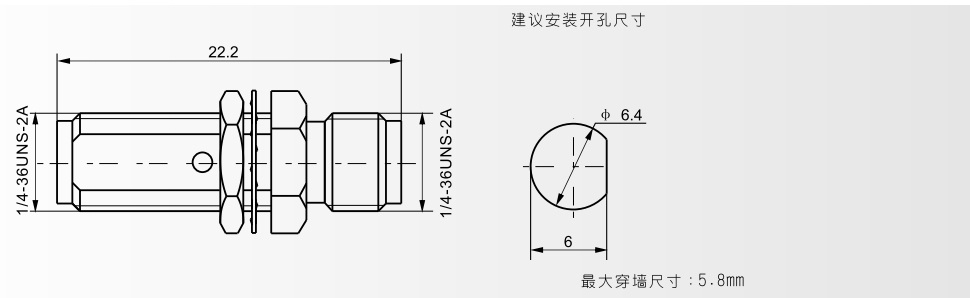
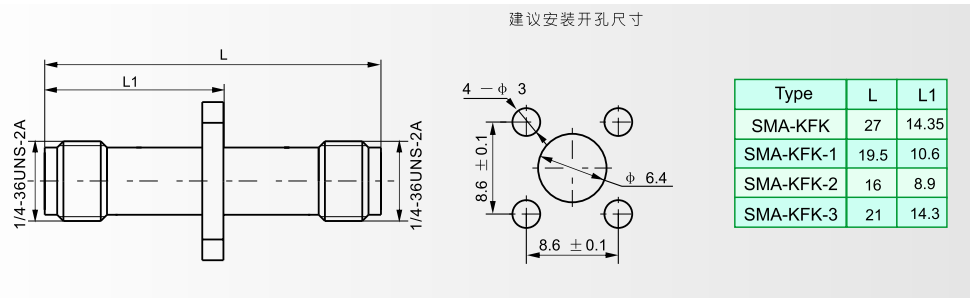


建议安装开孔尺寸



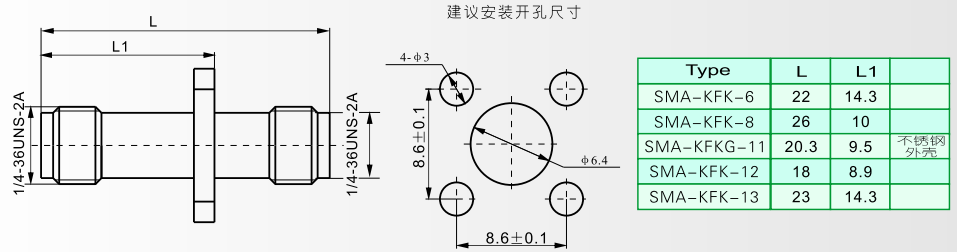
# SMA

系列射频同轴连接器  
SERIES SMA COAXIAL CONNECTORS

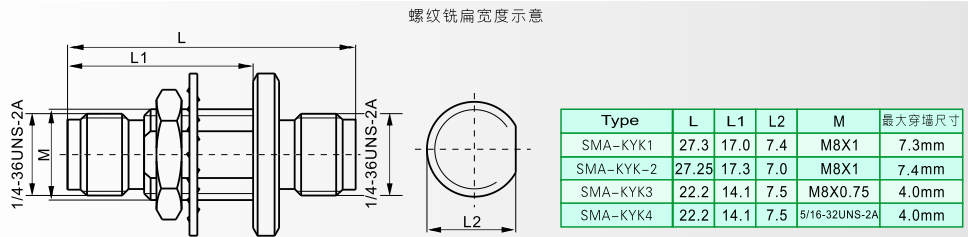




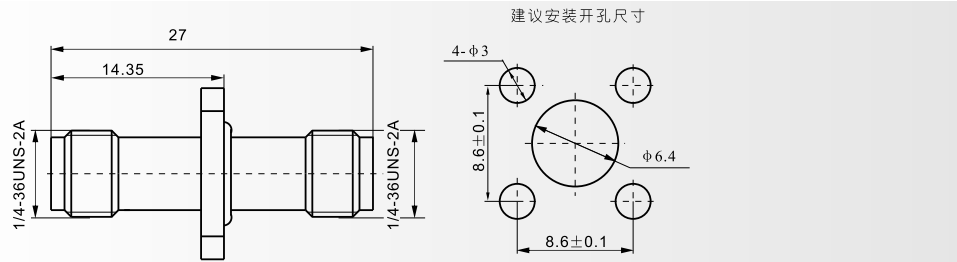
SMA-KFK-6等



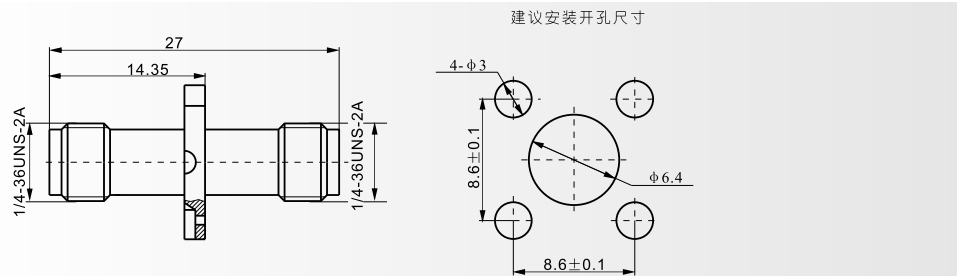
SMA-KYK1等



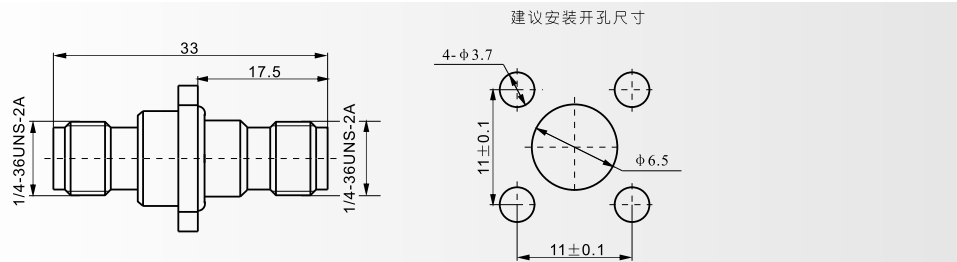
SMA(S)-KFK



SMA-KFKCG

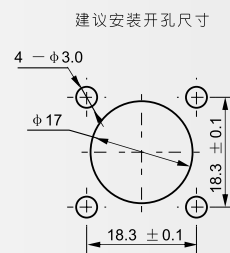
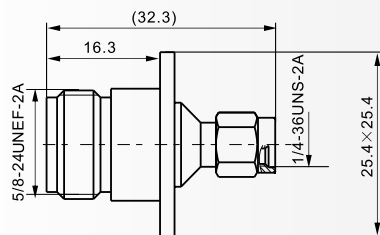
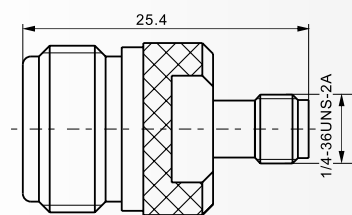
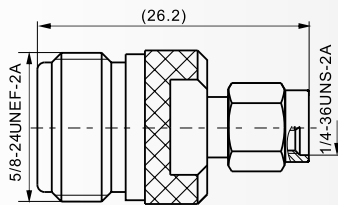
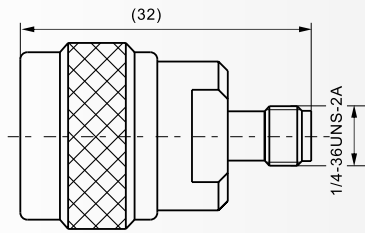
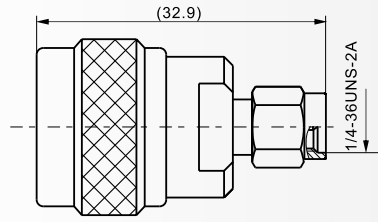


SMA(M)-KFK-1(气密封)

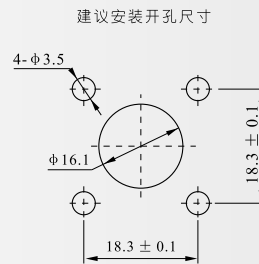
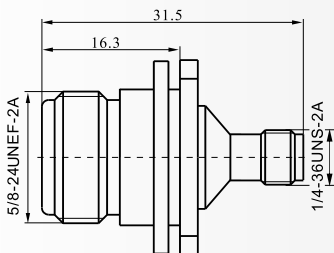
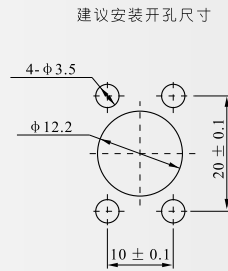
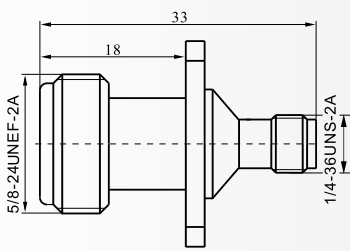
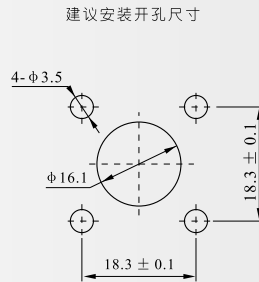
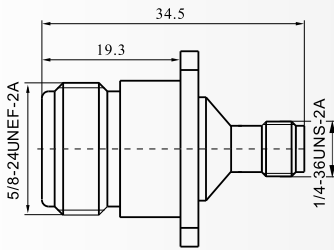
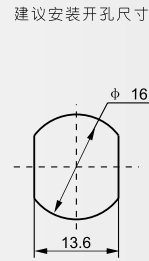
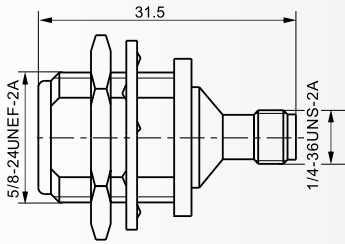
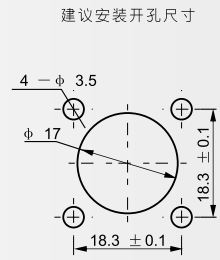
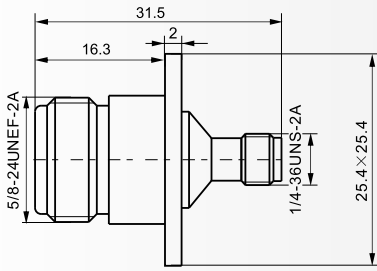


# SMA

系列射频同轴连接器  
SERIES SMA COAXIAL CONNECTORS

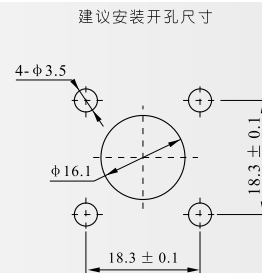
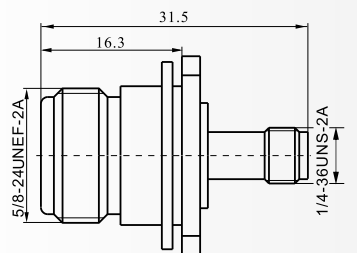
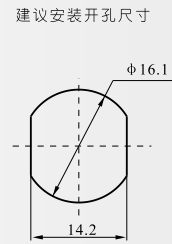
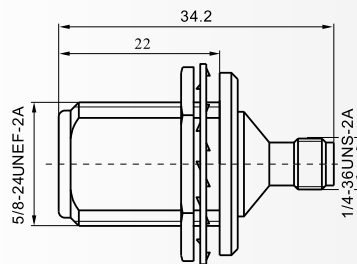
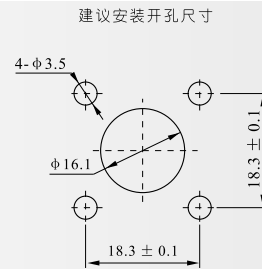
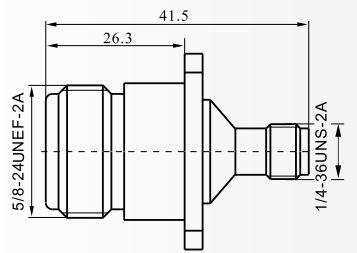
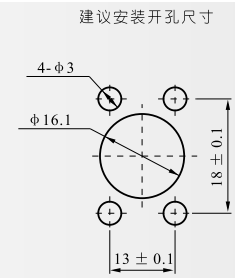
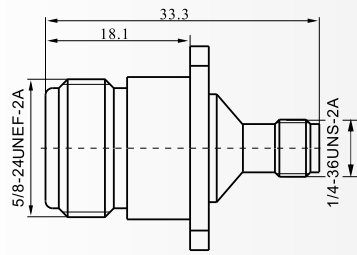
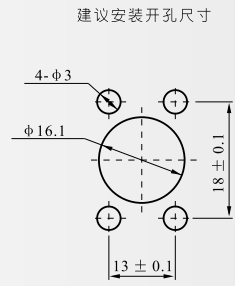
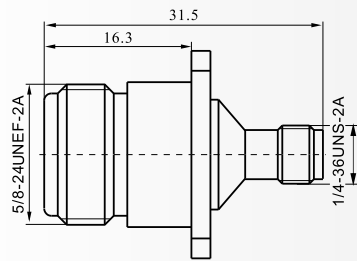






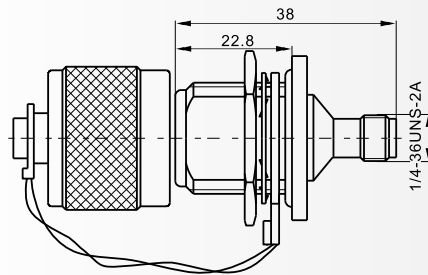
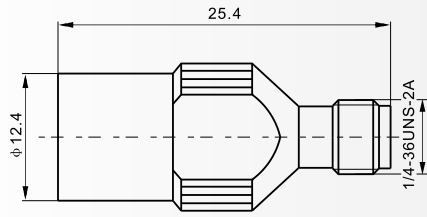
# SMA

系列射频同轴连接器  
SERIES SMA COAXIAL CONNECTORS

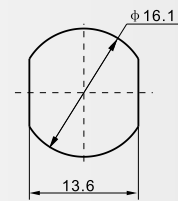


# SMA

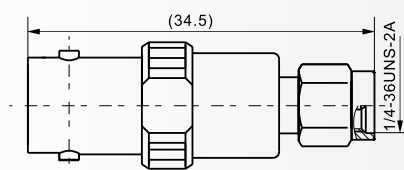
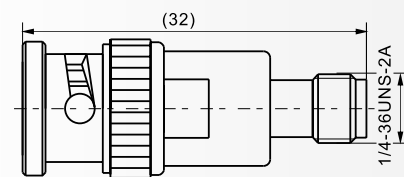
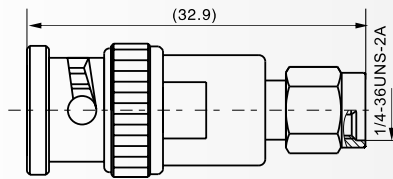
系列射频同轴连接器  
SERIES SMA COAXIAL CONNECTORS



建议安装开孔尺寸

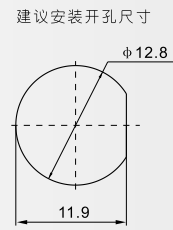
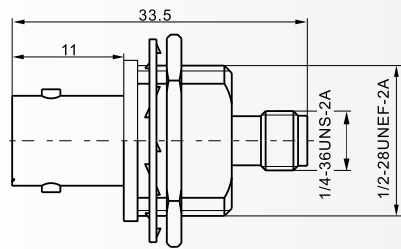
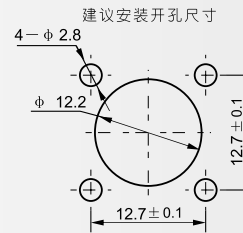
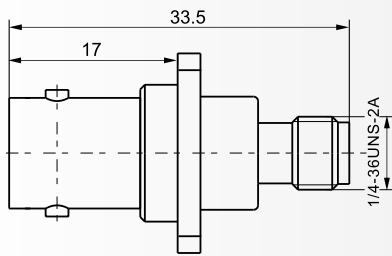
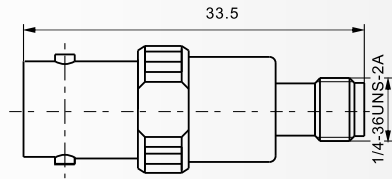


最大穿墙尺寸: 5.3mm

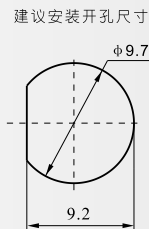
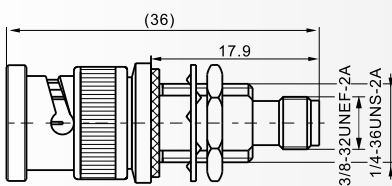


# SMA

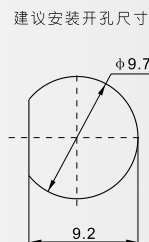
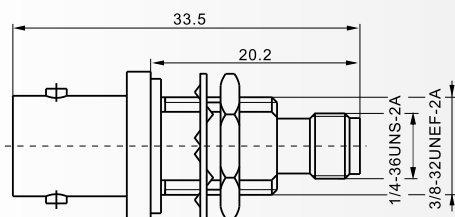
系列射频同轴连接器  
SERIES SMA COAXIAL CONNECTORS



最大穿墙尺寸：7.0mm



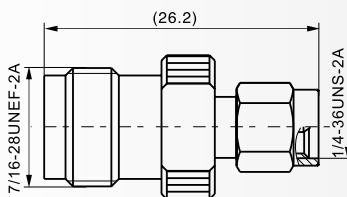
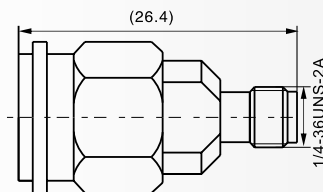
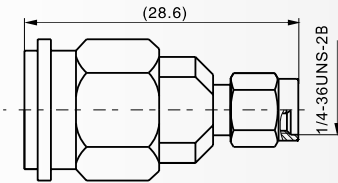
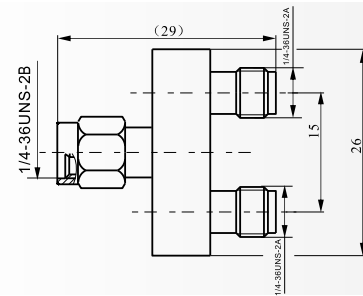
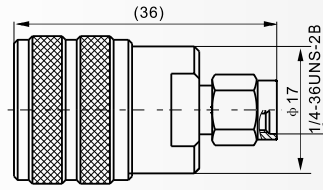
最大穿墙尺寸：4.9mm

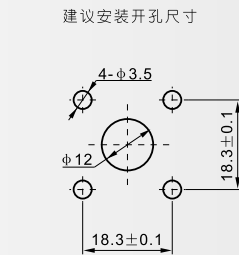
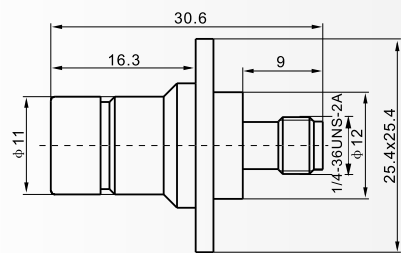
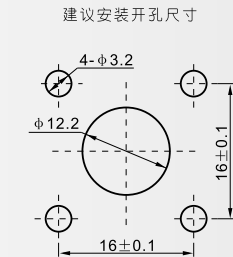
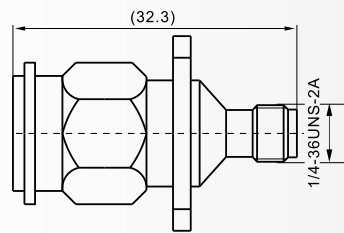
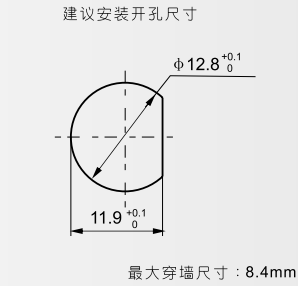
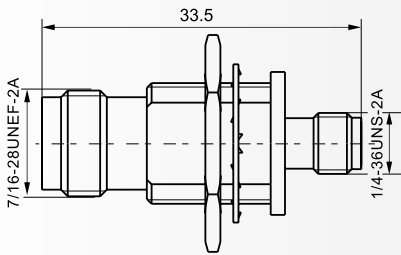
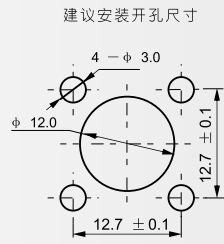
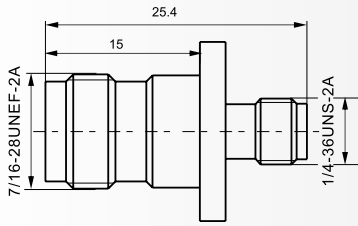
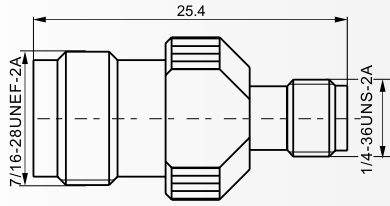


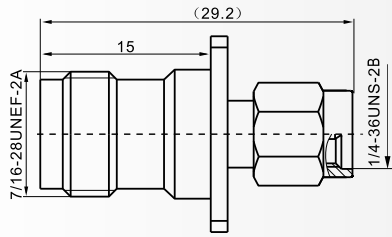
最大穿墙尺寸：7.2mm

# SMA

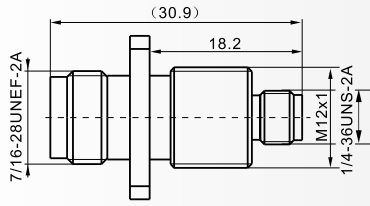
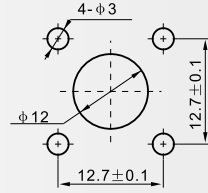
系列射频同轴连接器  
SERIES SMA COAXIAL CONNECTORS



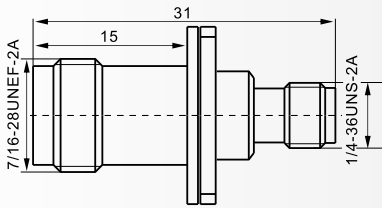
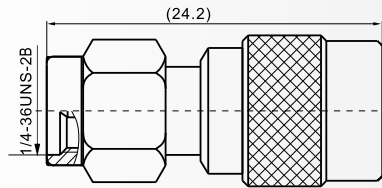
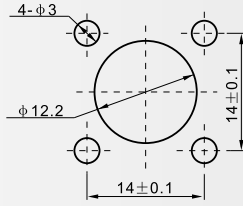




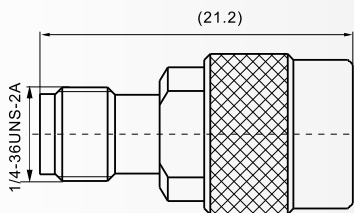
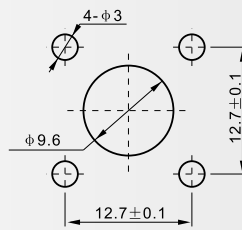
建议安装开孔尺寸



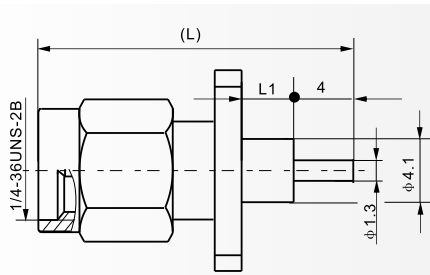

建议安装开孔尺寸



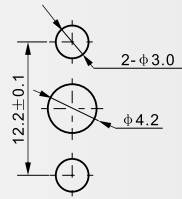
建议安装开孔尺寸



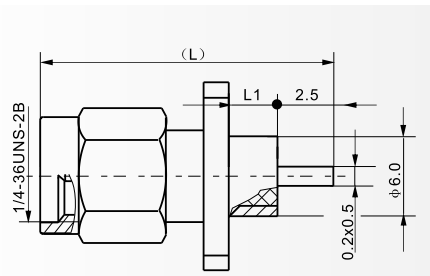

**SMA**  
系列射频同轴连接器  
SERIES SMA COAXIAL CONNECTORS



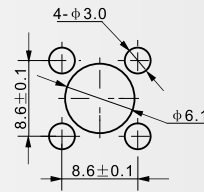
建议安装开孔尺寸



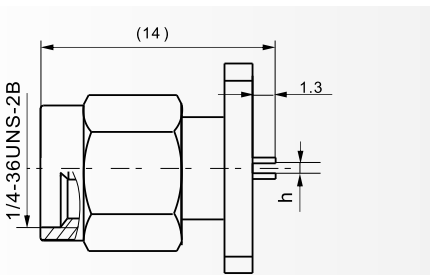

Type	L	L1
SMA-JFD	25.4	8.6
SMA-JFD23	18.7	2.0



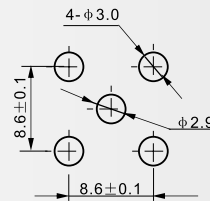
建议安装开孔尺寸



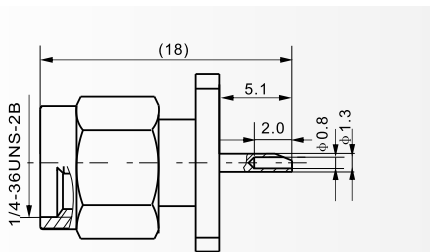

Type	L	L1
SMA-JFD1	17.8	2.4
SMA-JFD2	18.6	3.2
SMA-JFD3	20.2	4.8
SMA-JFD4	19.4	4.0



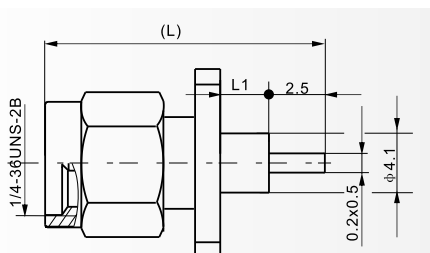
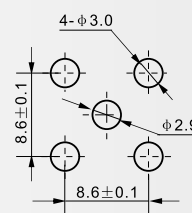
建议安装开孔尺寸



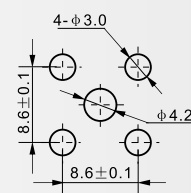
Type	h
SMA-JFD5	0.5
SMA-JFD9	0.2



建议安装开孔尺寸

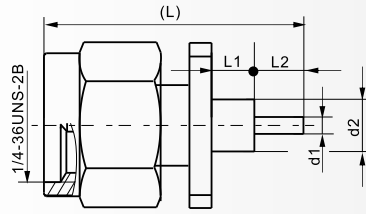



建议安装开孔尺寸

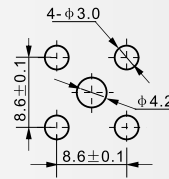


Type	L	L1
SMA-JFD7	18.6	3.2
SMA-JFD8	19.4	4.0
SMA-JFD21	17.6	2.4

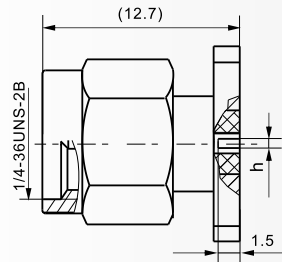





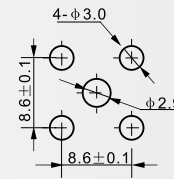
建议安装开孔尺寸



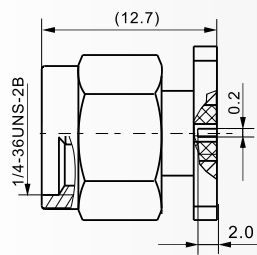

Type	L	L1	L2	d1	d2
SMA-JFD11	18.7	2	4.0	Φ1.3	Φ4.1
SMA-JFD12	23.1	8.4	2.0	Φ1.3	Φ4.1
SMA-JFD13	25.1	8.4	4.0	Φ1.3	Φ4.1
SMA-JFD14	17.3	4.0	0.6	Φ0.4	Φ4.1
SMA-JFD83	24.9	4.0	8.0	Φ1.3	Φ4.1
SMA-JFD84	23.9	3.0	8.0	Φ1.3	Φ4.1



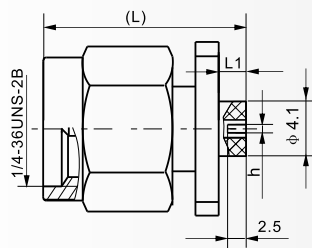

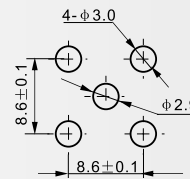
建议安装开孔尺寸



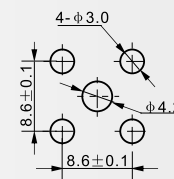
Type	h
SMA-JFD15	0.2
SMA-JFD16	0.4



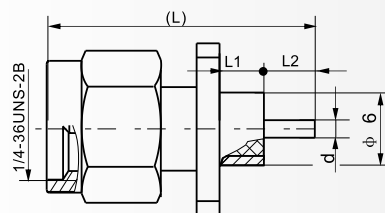
建议安装开孔尺寸



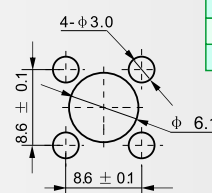
建议安装开孔尺寸



Type	L	L1	h
SMA-JFD17	15.7	3.0	0.2
SMA-JFD71	14.9	2.0	0.4



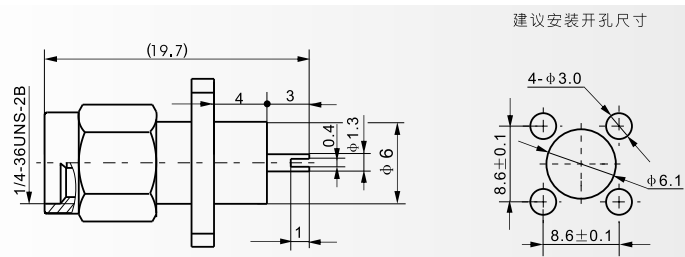
建议安装开孔尺寸




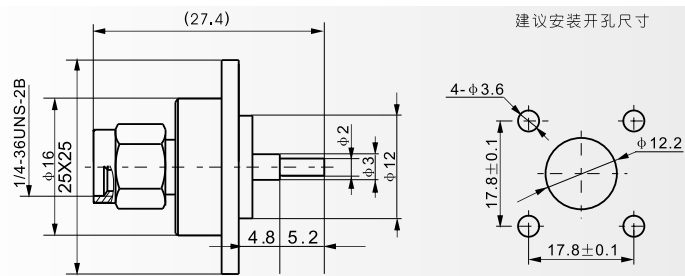
Type	L	L1	L2	d
SMA-JFD18	18.9	3.2	3.0	Φ1.3
SMA-JFD19	19.2	4.0	2.5	Φ1.3



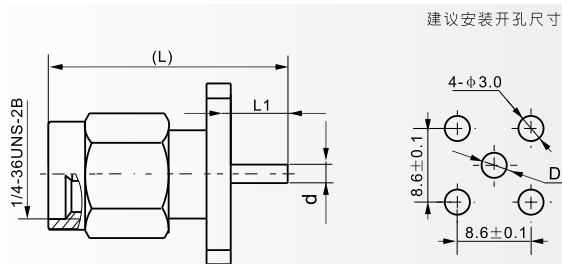
SMA-JFD20



SMA-JFD22



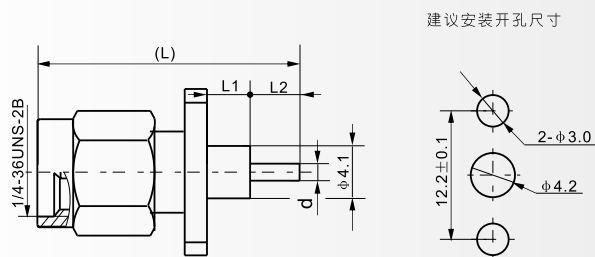
SMA-JFD10等



Type	L	L1	d	D
SMA-JFD10	16.7	4.0	Φ1.3	Φ2.9
SMA-JFD24	14.3	1.6	Φ0.9	Φ2.1
SMA-JFD25	13.9	1.2	Φ0.8	Φ1.8
SMA-JFD25A	13.6	0.9	Φ0.5	Φ1.2



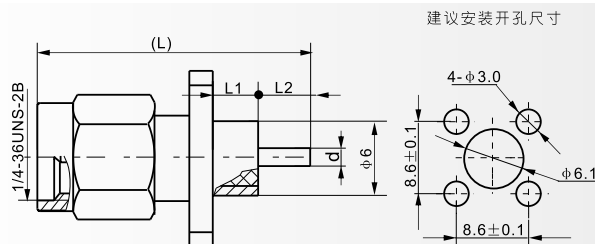
SMA-JFD28等




Type	L	L1	L2	d
SMA-JFD28	20.7	5.0	3.0	Φ0.8
SMA-JFD53	20.7	6.0	2.0	Φ1.3
SMA-JFD54	24.7	4.0	8.0	Φ1.3
SMA-JFD60	20.5	5.0	2.7	Φ1.3



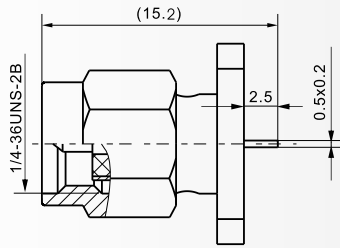
SMA-JFD27等



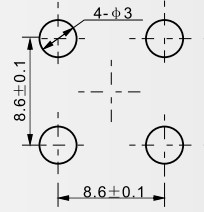
Type	L	L1	L2	d
SMA-JFD27	17.6	2.4	2.5	Φ1.0
SMA-JFD30	17.2	3.0	1.5	Φ0.7
SMA-JFD64	18.4	1.0	4.5	Φ1.3



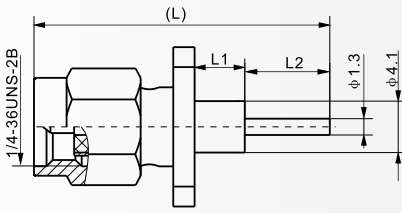
SMA-JFD33



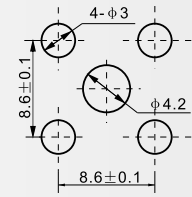
建议安装开孔尺寸



SMA-JFD34等



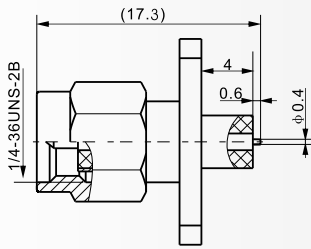
建议安装开孔尺寸



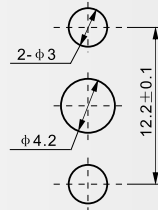
Type	L	L1	L2
SMA-JFD34	24.8	8.4	4
SMA-JFD35	24.8	5	4.5
SMA-JFD37	22.2	7.5	2
SMA-JFD22A	30.7	15	3
SMA-JFD73	18.9	4	2



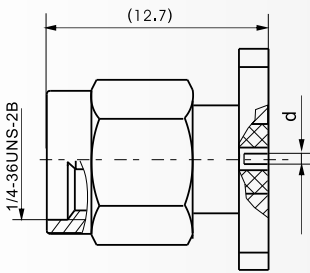
SMA-JFD14AG



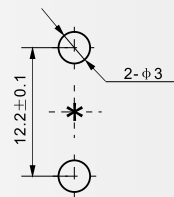
建议安装开孔尺寸




SMA-JFD38等



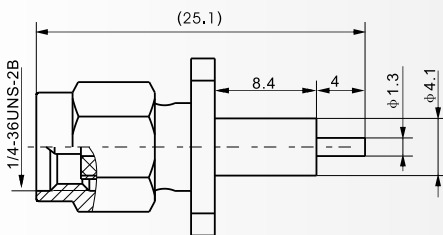
建议安装开孔尺寸



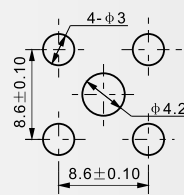
Type	d	配接插针
SMA-JFD38	φ 0.4	—
SMA-JFD52	φ 0.9	φ 0.9~ φ 0.93
SMA-JFD66	φ 0.9	φ 0.9~ φ 0.93
SMA-JFD69	φ 0.8	φ 0.8~ φ 0.83
SMA-JFD79	φ 0.5	φ 0.48~ φ 0.52

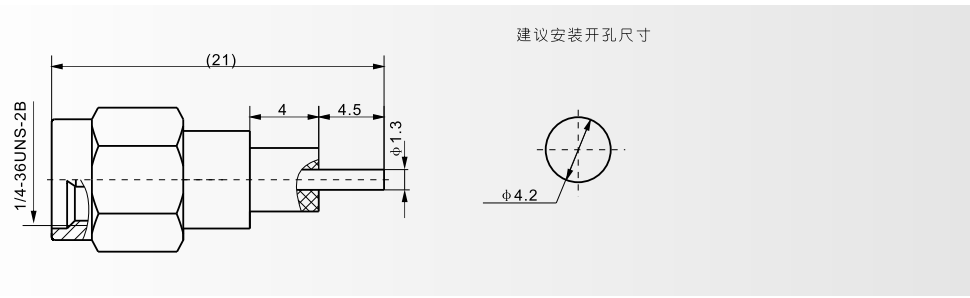

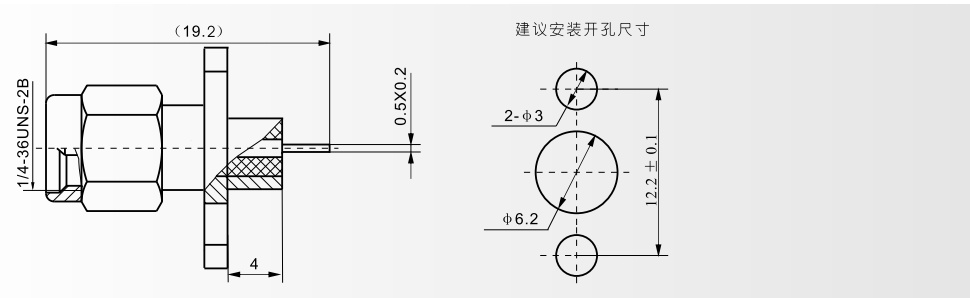
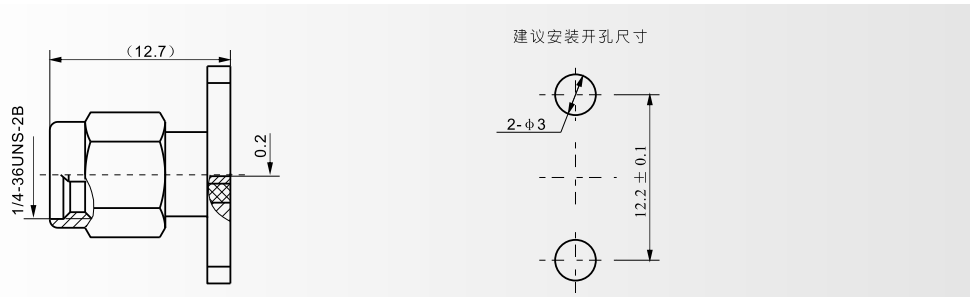

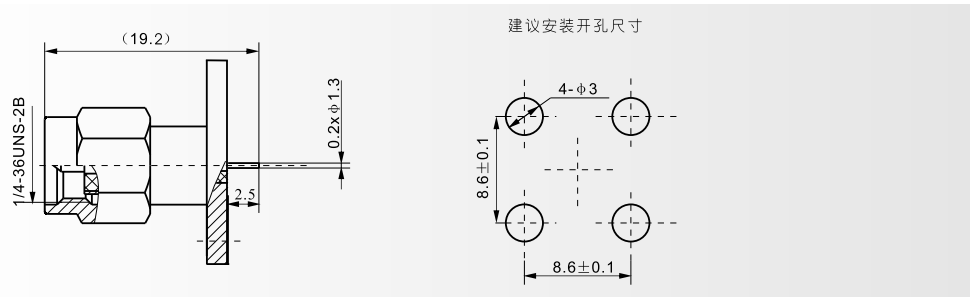
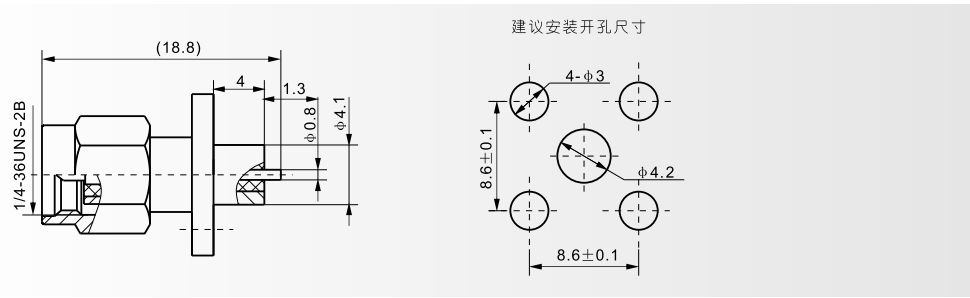



SMA-JFD13G



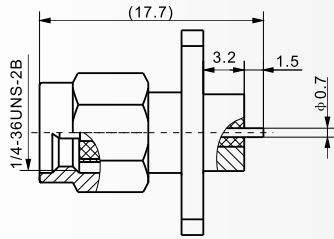
建议安装开孔尺寸




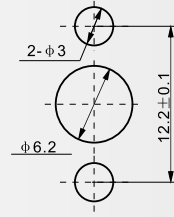




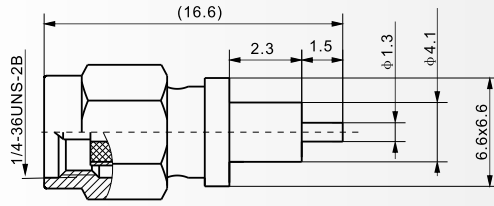
SMA-JFD62



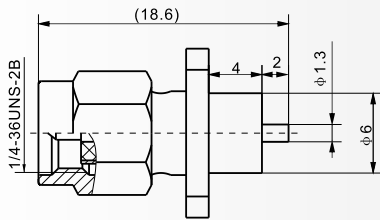
建议安装开孔尺寸



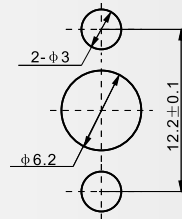
SMA-JFD65




SMA-JFD67 SMA-JFD68G



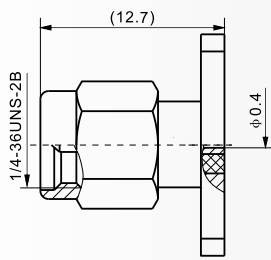
建议安装开孔尺寸



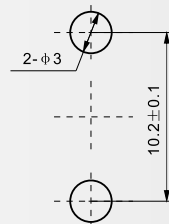
注：SMA-JFD67外壳镀金



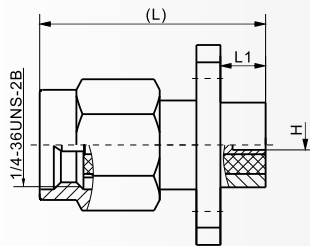
SMA-JFD70



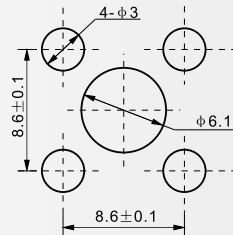
建议安装开孔尺寸



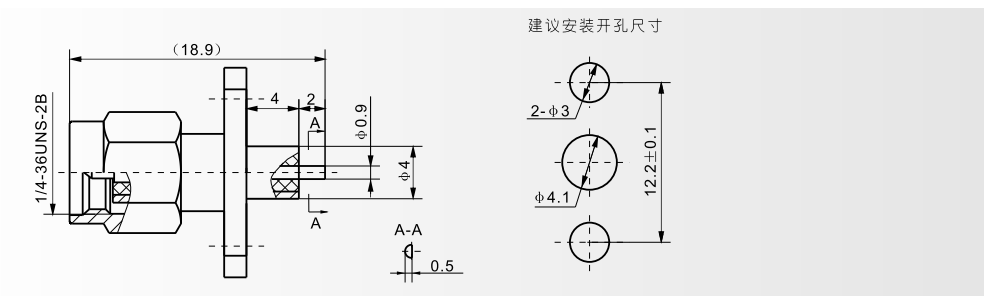
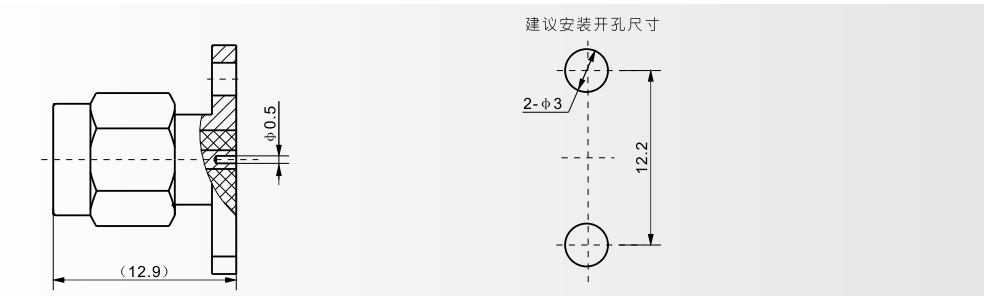

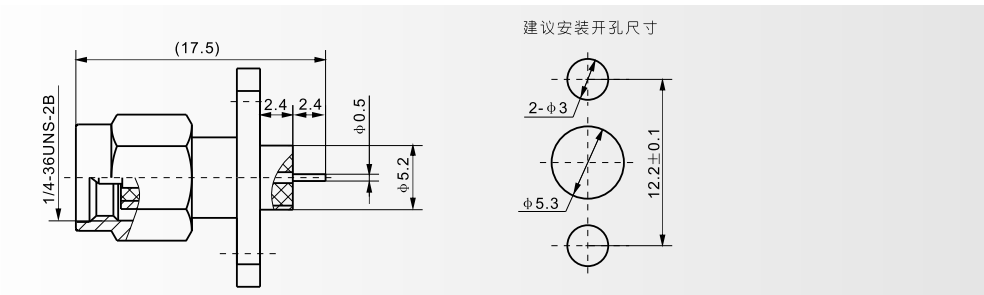

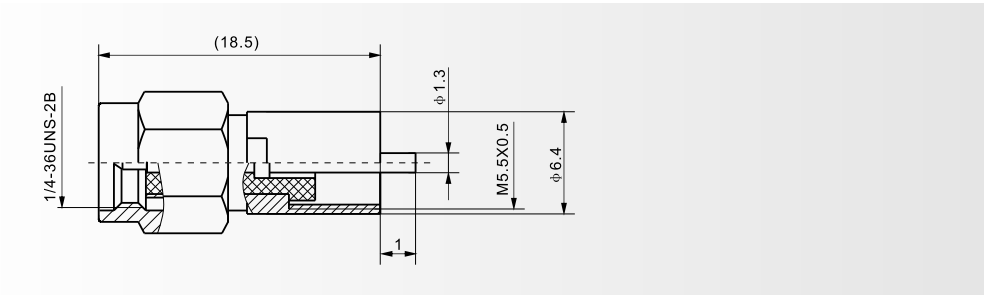
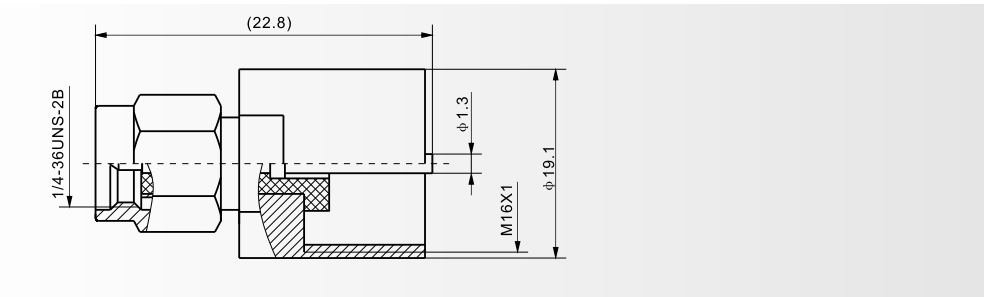
SMA-JFD72等

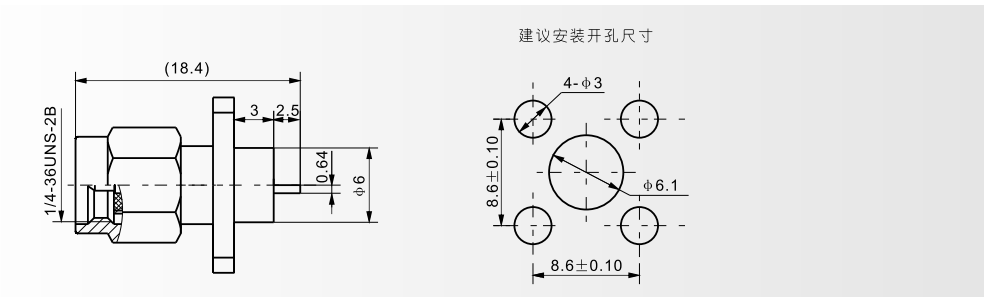
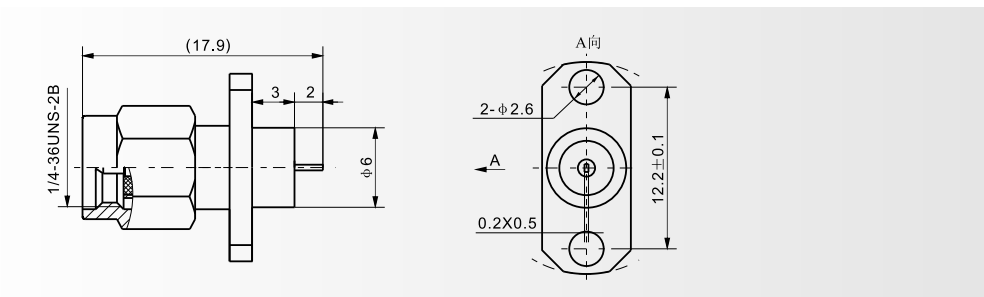

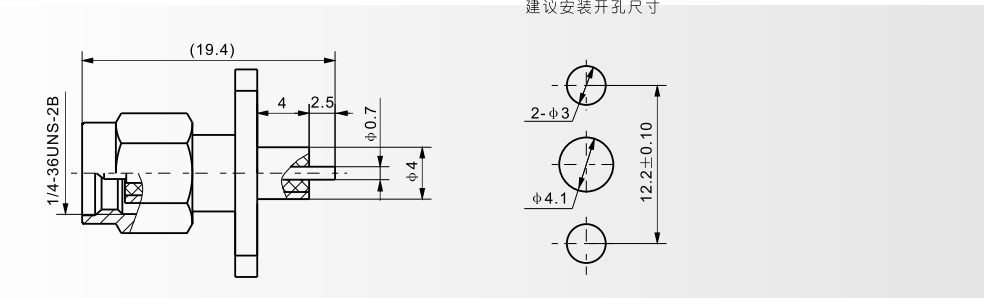

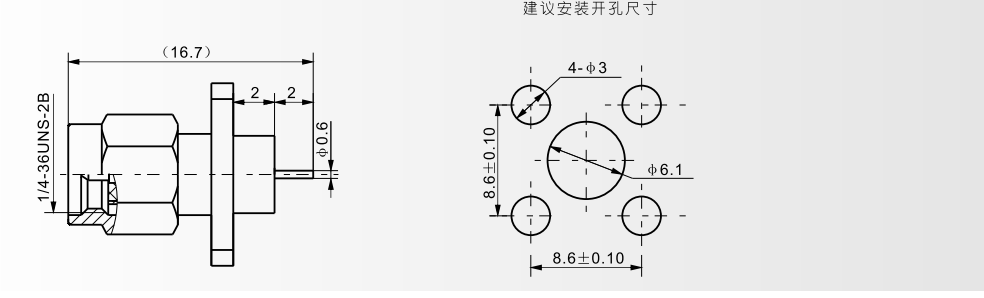
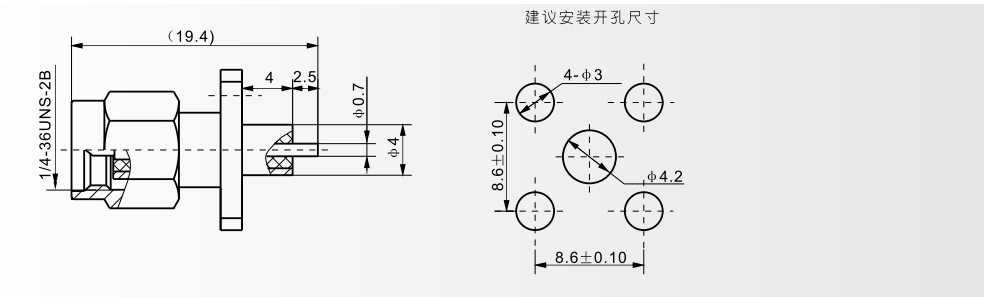


建议安装开孔尺寸

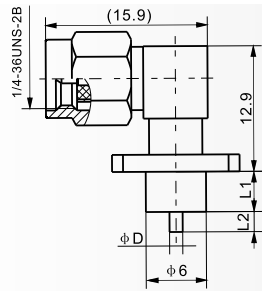


Type	L1	L2	H
SMA-JFD72	16.9	4	0.2
SMA-JFD63	15.9	3	0.4

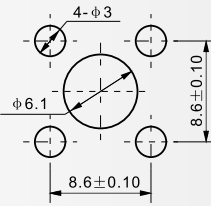




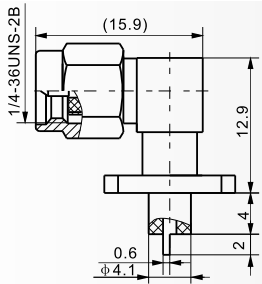
**SMA**  
系列射频同轴连接器  
SERIES SMA COAXIAL CONNECTORS



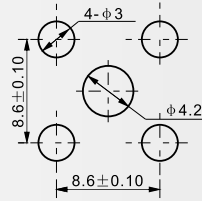
建议安装开孔尺寸



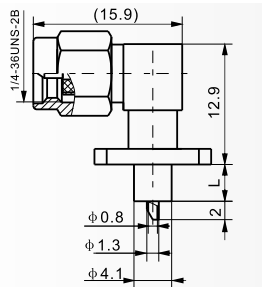
Type	L1	L2	D	
SMA-JWFD1	4	2	1.3	
SMA-JWFD2G	4	2	1.3	外壳为不锈钢
SMA-JWFD5	3	1.5	0.7	



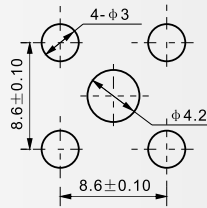
建议安装开孔尺寸



注：外壳镀镍

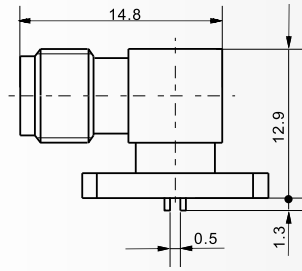



建议安装开孔尺寸

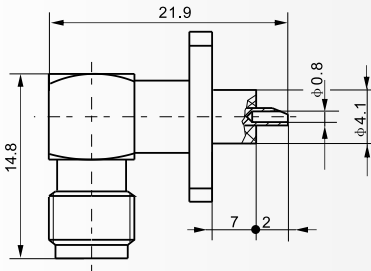
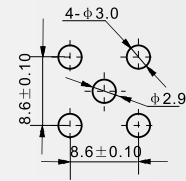


Type	L	
SMA-JWFD3G	4	
SMA-JWFD7	2.5	外壳为黄铜镀金

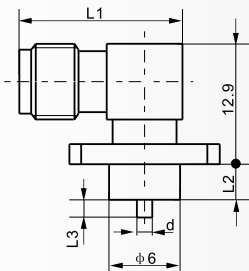
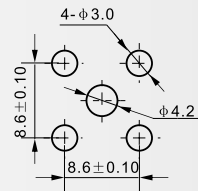




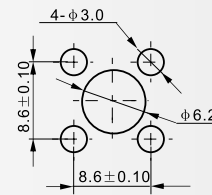
建议安装开孔尺寸



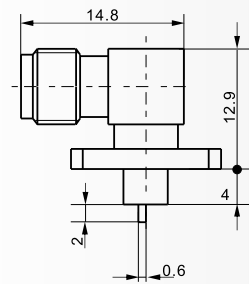
建议安装开孔尺寸



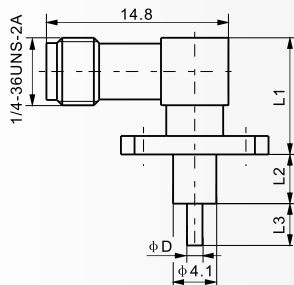
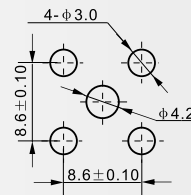
建议安装开孔尺寸



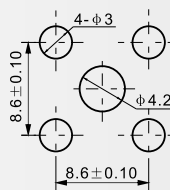
Type	L1	L2	L3	d
SMA-KFWD2	14.8	4	2	φ 1.3
SMA-KWFD11	14.8	2.4	5	φ 1.3
SMA-KWFD21	23.3	4	2	φ 1.3



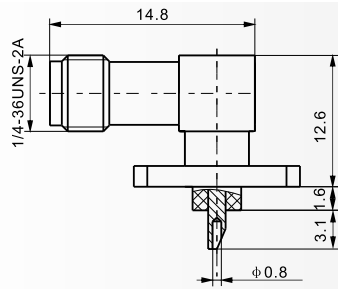
建议安装开孔尺寸



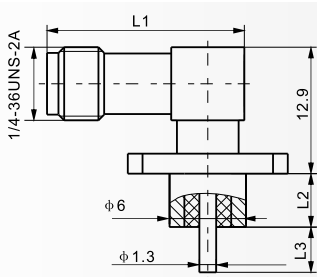
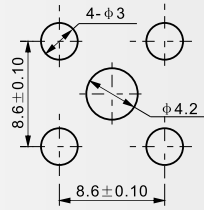
建议安装开孔尺寸



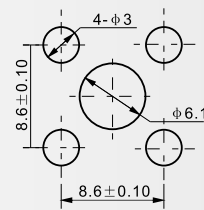
Type	L1	L2	L3	D
SMA-KWFD12	11.4	8.8	0.2	1.3
SMA-KWFD13	11.4	4	3.5	1.3
SMA-KWFD23	10.9	4	5	1.3
SMA-KWFD35	12.9	5	3	1.3
SMA-KWFD39	12.9	7	4.5	1.3
SMA-KWFD9	12.9	0	7.8	1.3
SMA-KWFD17	12.9	11.5	2	0.8



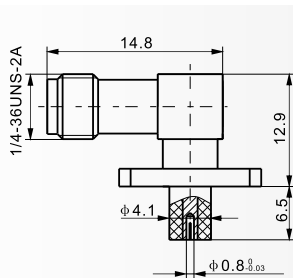
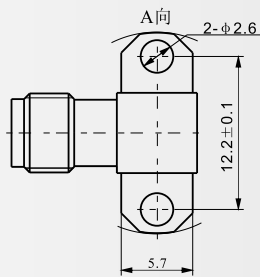
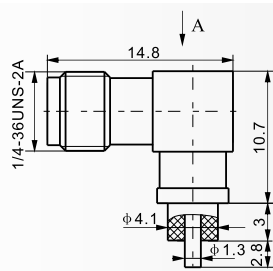
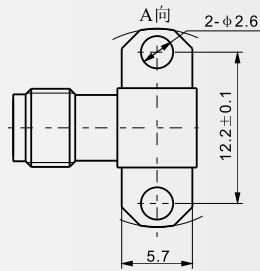
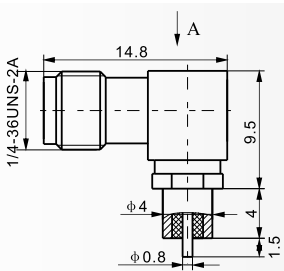
建议安装开孔尺寸



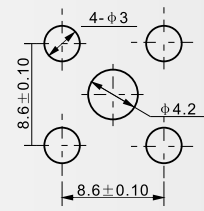
建议安装开孔尺寸



Type	L1	L2	L3
SMA-KWFD21	23.3	4	2
SMA-KWFD38	14.9	4	2
SMA-KWFD40	14.9	3	6

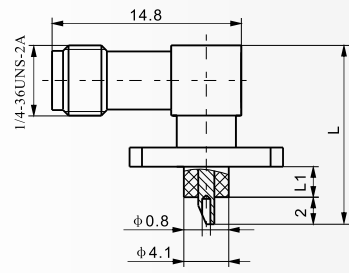


建议安装开孔尺寸

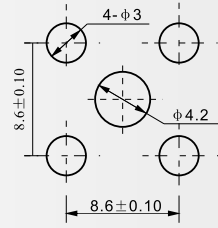


# SMA

系列射频同轴连接器  
SERIES SMA COAXIAL CONNECTORS

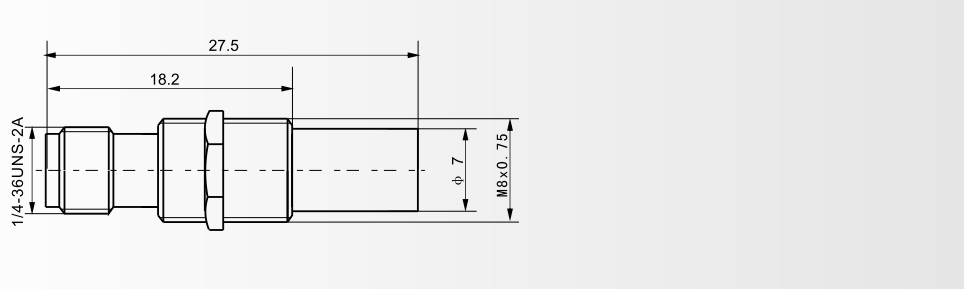
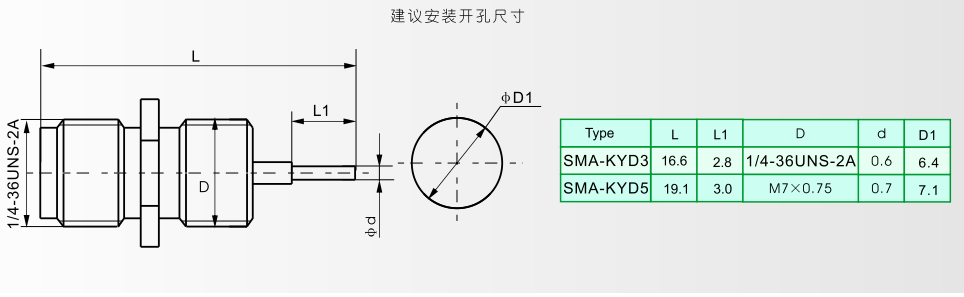
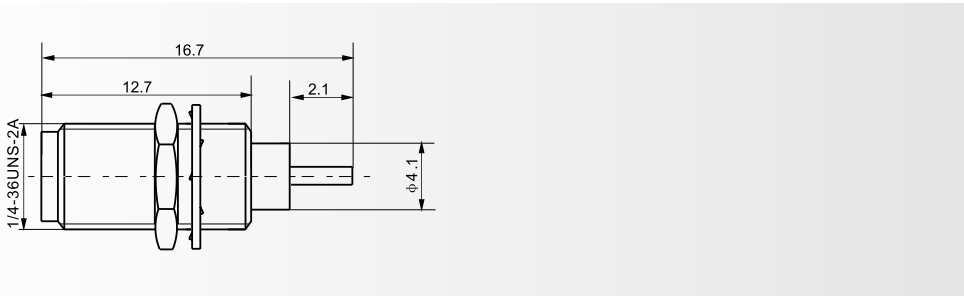
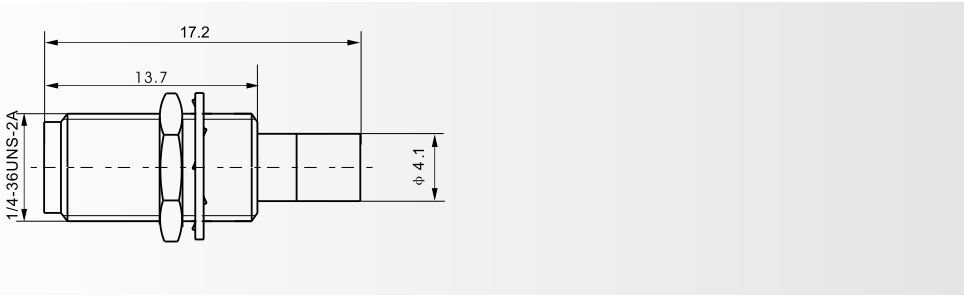
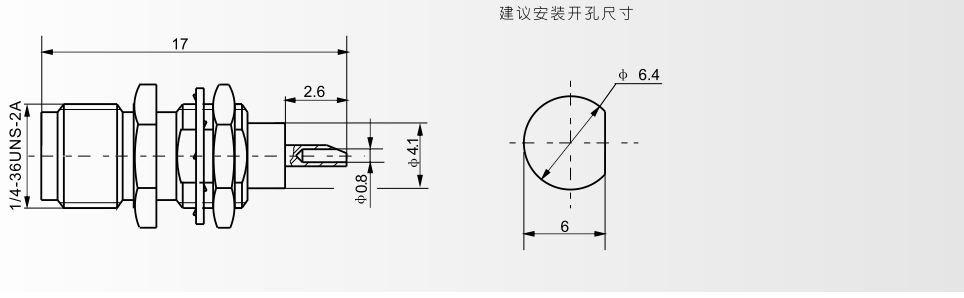


建议安装开孔尺寸



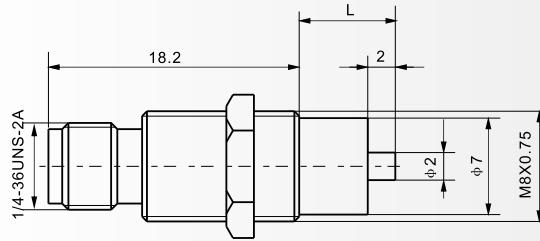
Type	L	L1
SMA-KWFD1	18.9	4
SMA-KWFD36	17.4	2.5

**SMA**  
系列射频同轴连接器  
SERIES SMA COAXIAL CONNECTORS

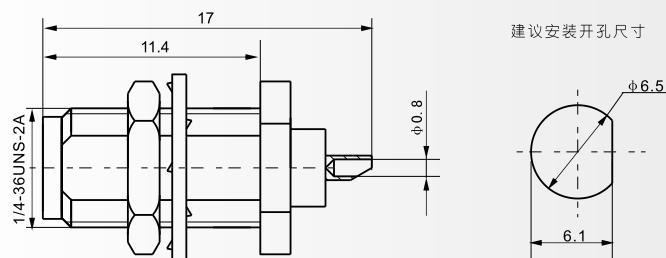
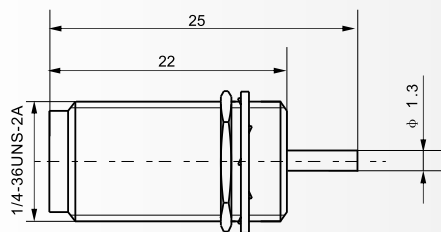
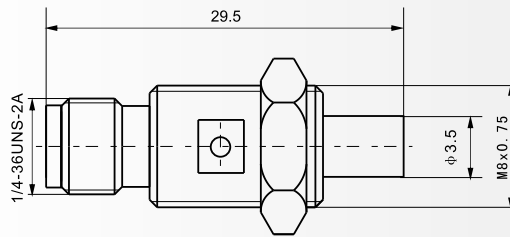
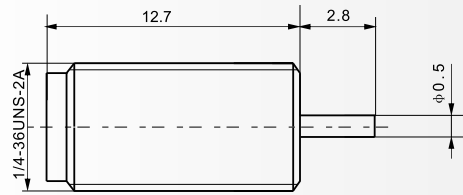


# SMA

系列射频同轴连接器  
SERIES SMA COAXIAL CONNECTORS

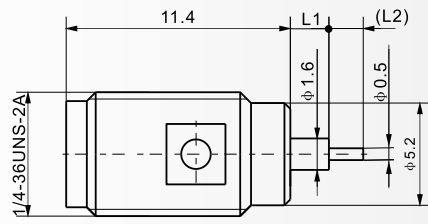


Type	L
SMA-KYD14A	9.4
SMA-KYD14B	14

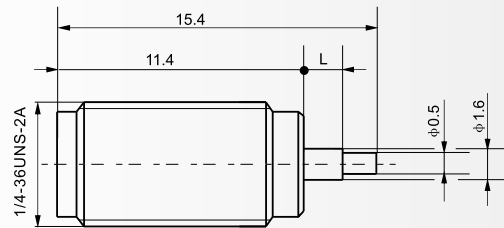


# SMA

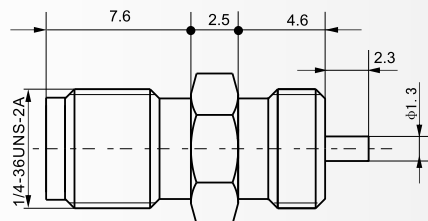

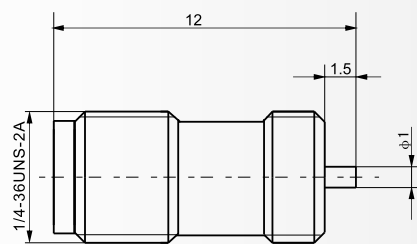

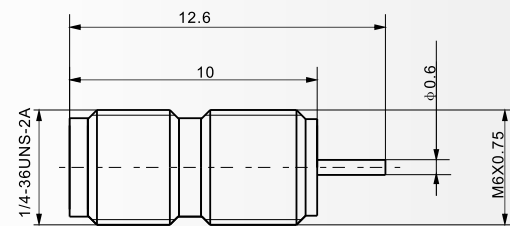
系列射频同轴连接器  
SERIES SMA COAXIAL CONNECTORS



Type	L1	L2
SMA-KYD27	$1.6_{-0.1}^0$	(2.4)
SMA-KYD28	$2.1_{-0.1}^0$	(1.9)

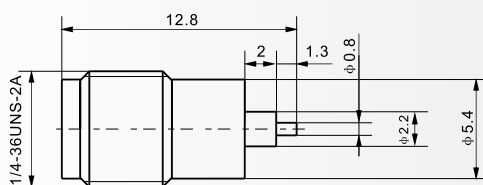
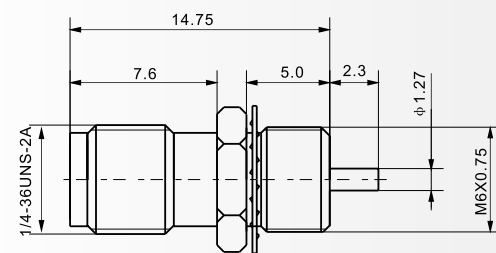
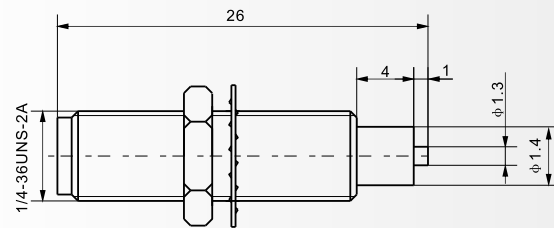
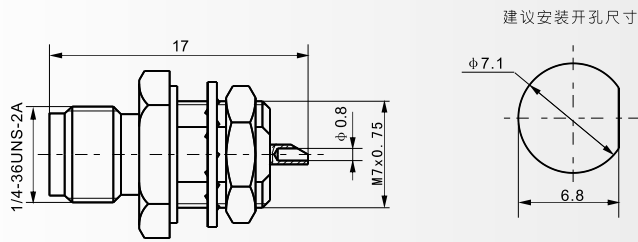
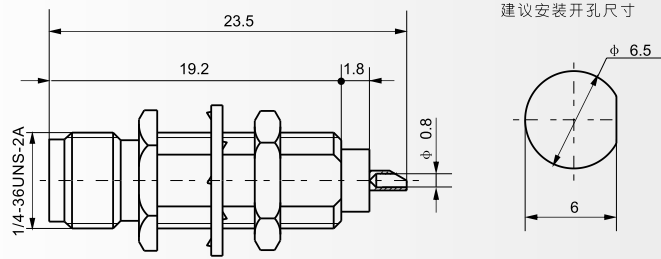


Type	L
SMA-KYD27G	1.6
SMA-KYD28G	2.1



# SMA

系列射频同轴连接器  
SERIES SMA COAXIAL CONNECTORS

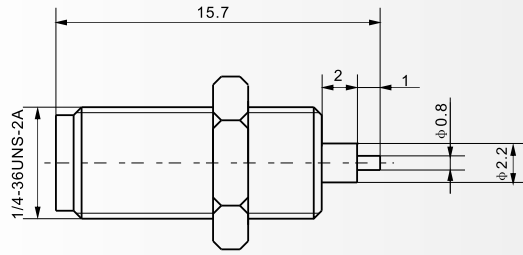


# SMA

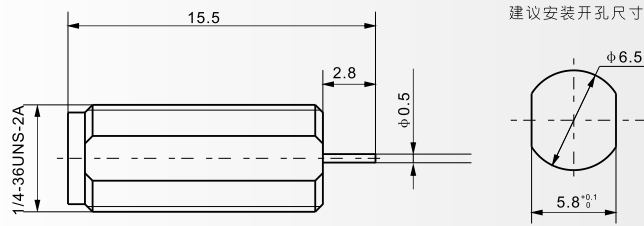
系列射频同轴连接器  
SERIES SMA COAXIAL CONNECTORS



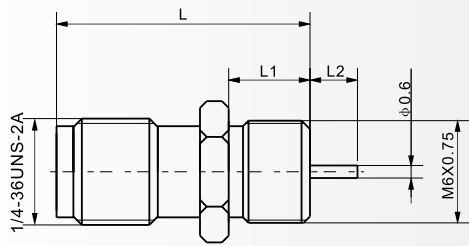
SMA-KYD40



SMA-KYD41



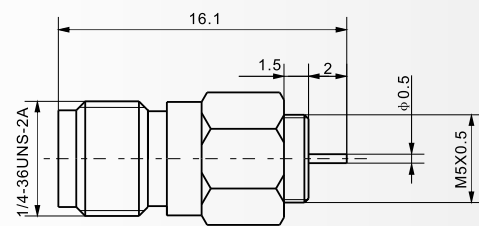
SMA-KYD42等



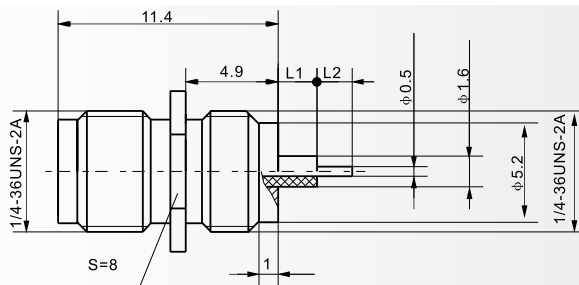
Type	L	L1	L2
SMA-KYD42	13	4	2.6
SMA-KYD46	14.2	3.2	2
SMA-KYD48	11.8	5.5	2.6



SMA-KYD43



SMA-KYD44G等

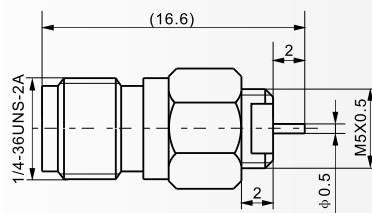
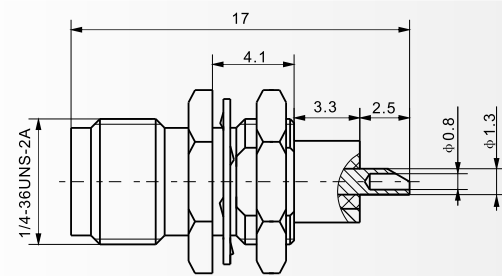
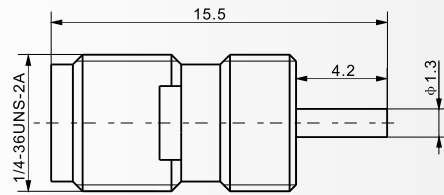
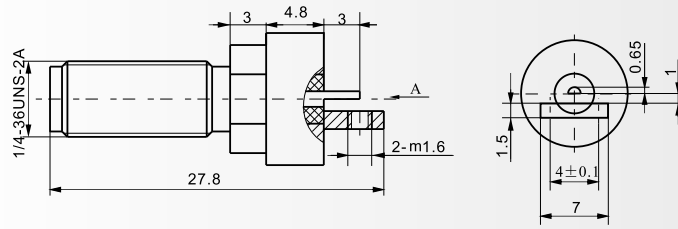
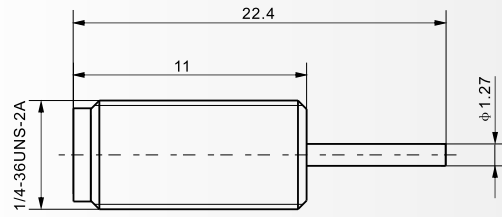


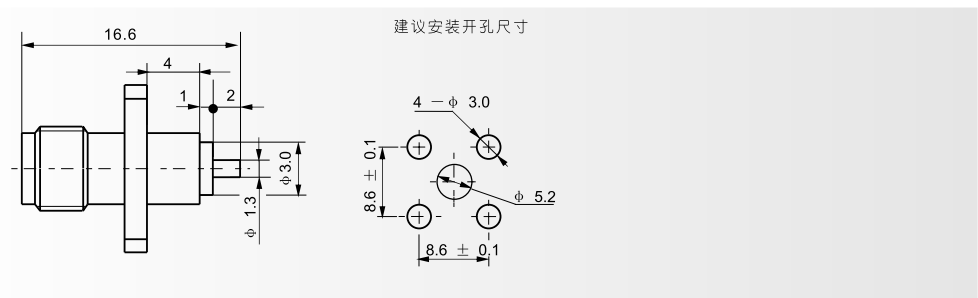
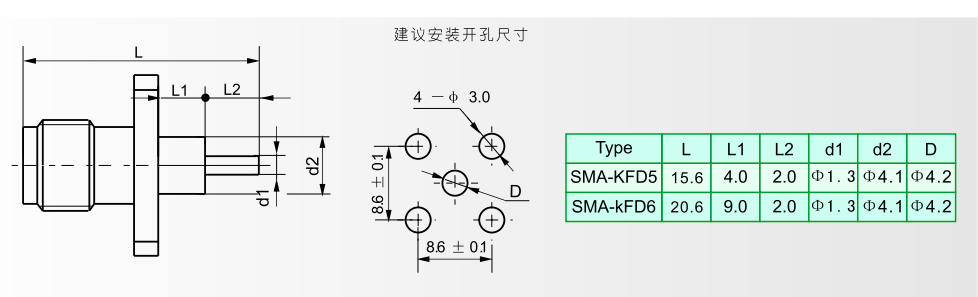
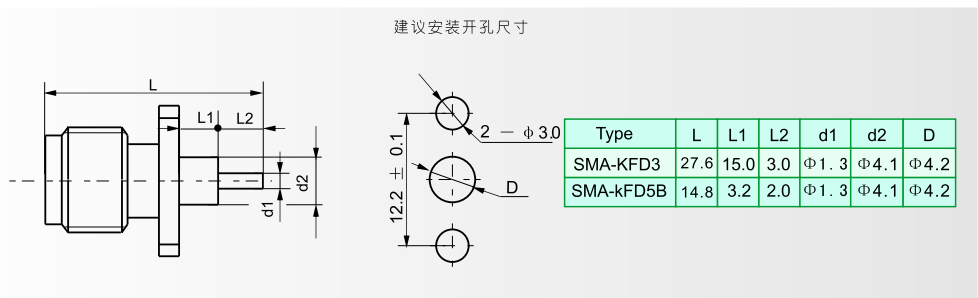
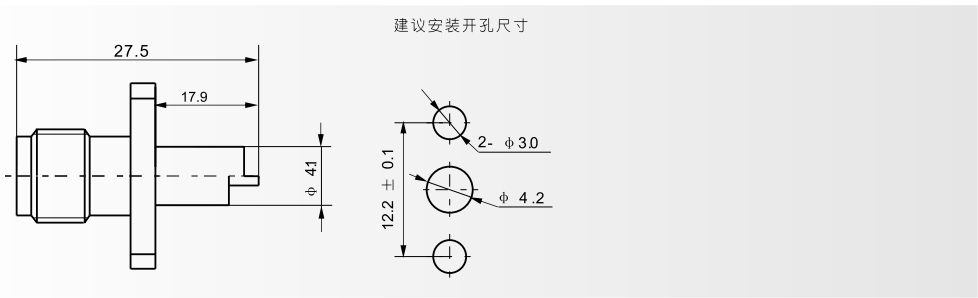
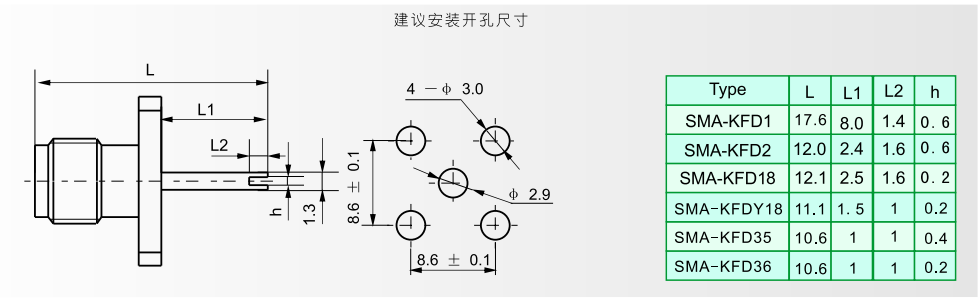
Type	L1	L2
SMA-KYD44G	1.6	2.4
SMA-KYD45G	2.1	1.9



# SMA

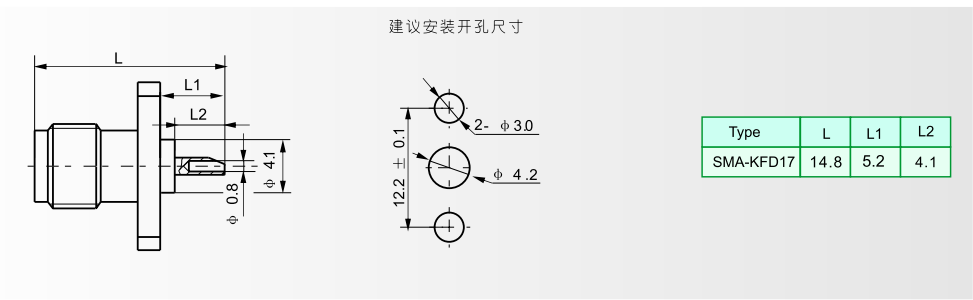
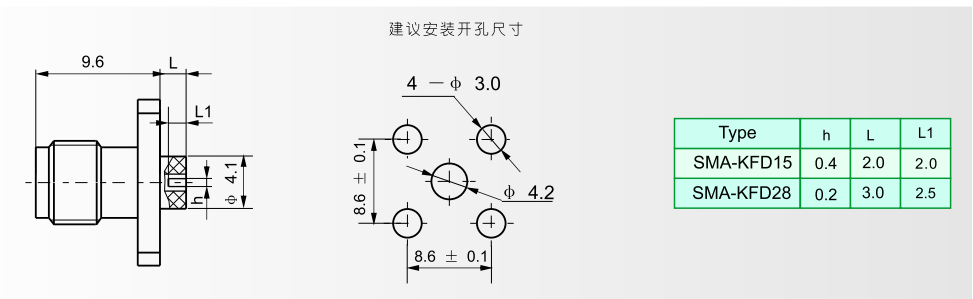
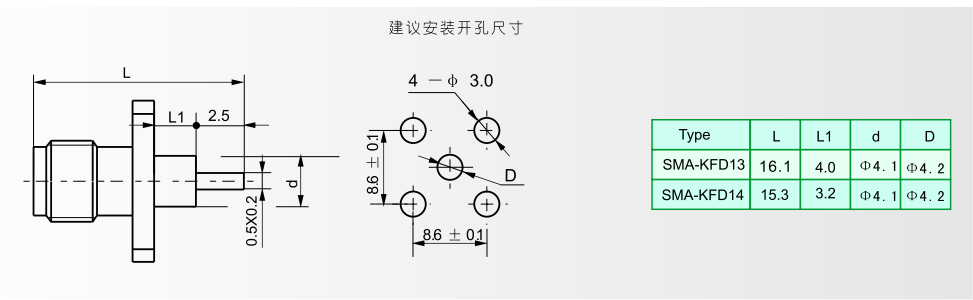
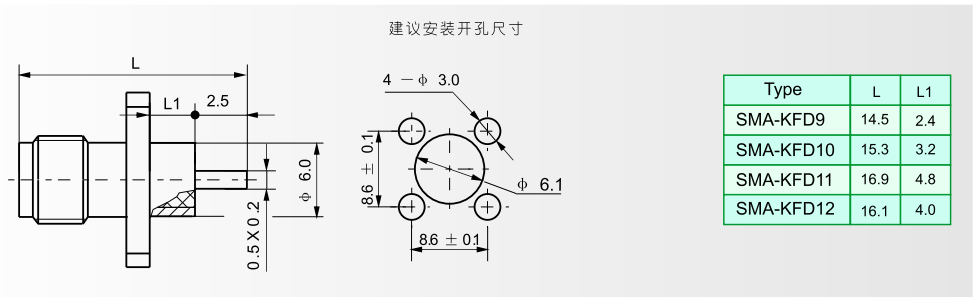
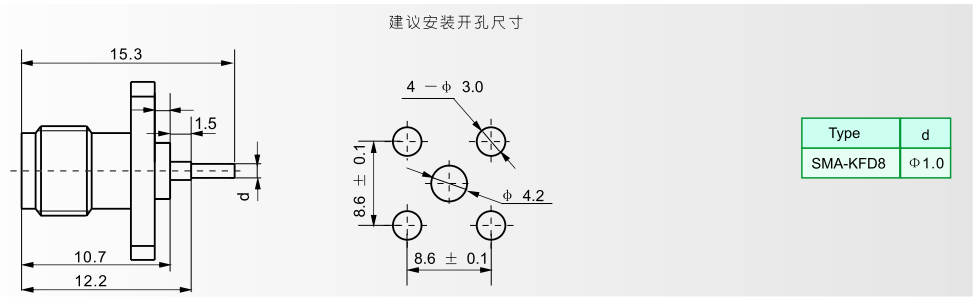
系列射频同轴连接器  
SERIES SMA COAXIAL CONNECTORS





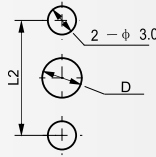
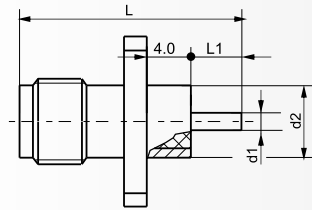
# SMA

系列射频同轴连接器  
SERIES SMA COAXIAL CONNECTORS





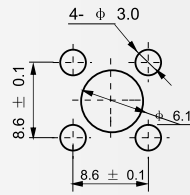
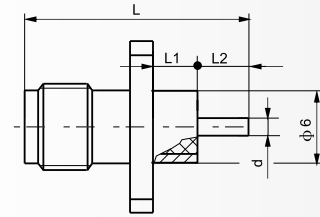
建议安装开孔尺寸



Type	L	L1	L2	d1	d2	D
SMA-KFD19A	15.6	2.0	12.2±0.1	Φ1.3	Φ6.0	Φ6.1
SMA-KFD19AG	15.6	2.0	12.2±0.1	Φ1.3	Φ6.0	Φ6.1



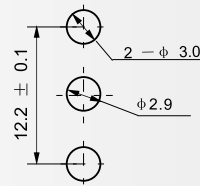
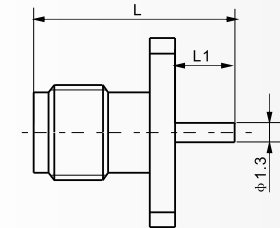
建议安装开孔尺寸



Type	L	L1	L2	d
SMA-KFD19	15.6	4.0	2.0	Φ1.3
SMA-KFD29	15.8	3.2	3.0	Φ1.3



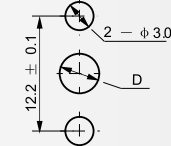
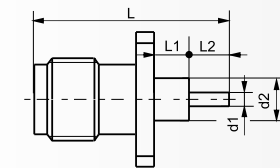
建议安装开孔尺寸



Type	L	L1
SMA-KFD20	13.6	4.0
SMA-KFD51	12.1	2.5



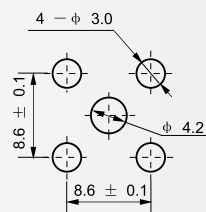
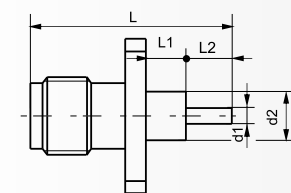
建议安装开孔尺寸



Type	L	L1	L2	d1	d2	D
SMA-KFD21	15.6	2.0	4.0	Φ1.3	Φ4.1	Φ4.2
SMA-kFD46	16.6	4.0	3.0	Φ1.3	Φ4.1	Φ4.2



建议安装开孔尺寸



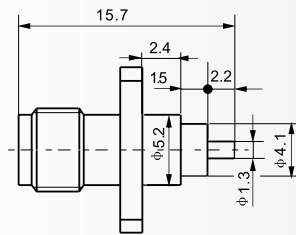
Type	L	L1	L2	d1	d2
SMA-KFD22	27.6	15.0	3.0	Φ1.3	Φ4.1
SMA-kFD23	14.2	4.0	0.6	Φ0.4	Φ4.1
SMA-kFD43	21.6	4.0	8.0	Φ1.3	Φ4.1

# SMA

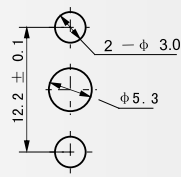
系列射频同轴连接器  
SERIES SMA COAXIAL CONNECTORS



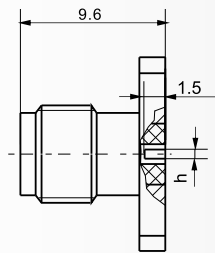
SMA-KFD24



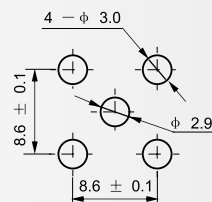
建议安装开孔尺寸



SMA-KFD26等



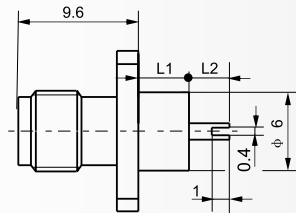
建议安装开孔尺寸



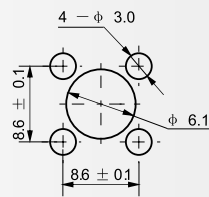
Type	h
SMA-KFD26	0.2
SMA-KFD27	0.4



SMA-KFD30等



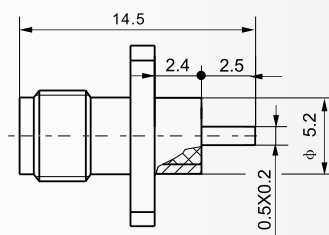
建议安装开孔尺寸



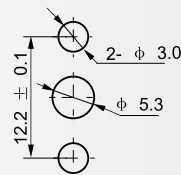
Type	L1	L2
SMA-KFD30	4.0	3.0
SMA-KFD34	1.0	1.0



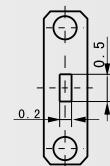
SMA-KFD31



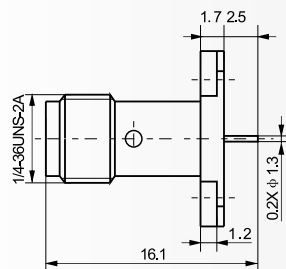
建议安装开孔尺寸



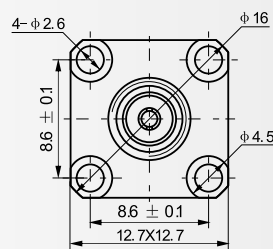
微带方向

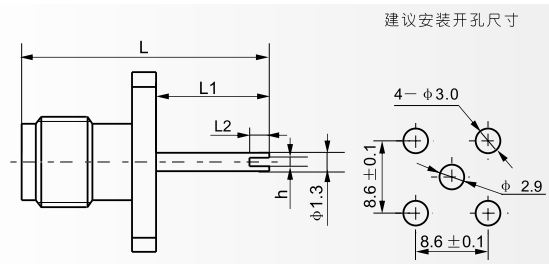


SMA-KFD32

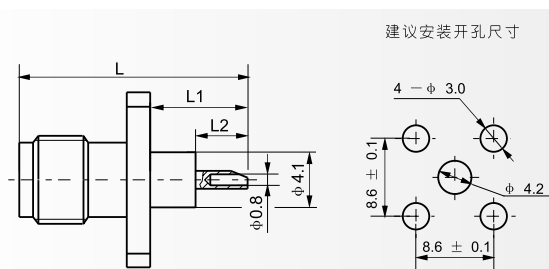
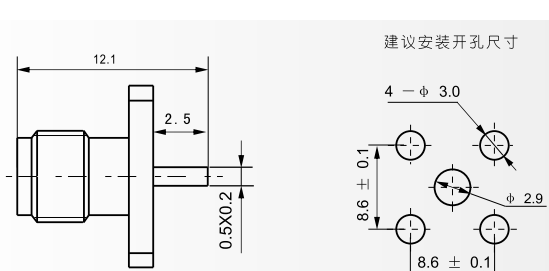
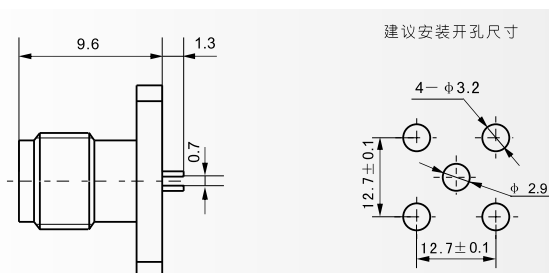
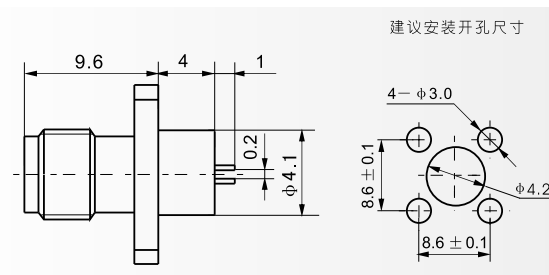


建议安装开孔尺寸

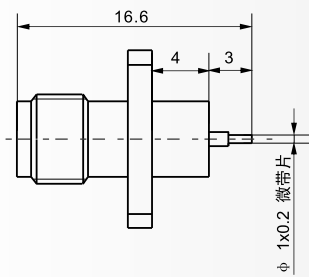
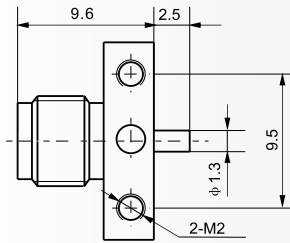




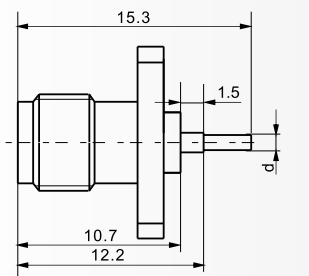
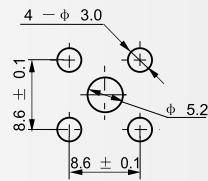
Type	L	L1	L2	h
SMA-KFD35	10.6	1.0	1.0	0.4
SMA-KFD36	10.6	1.0	1.0	0.2



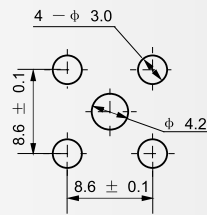
Type	L	L1	L2
SMA-KFD40	16.6	7.0	3.0



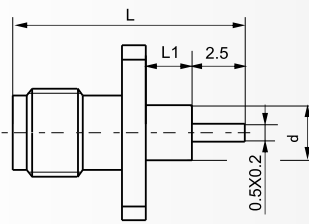
建议安装开孔尺寸



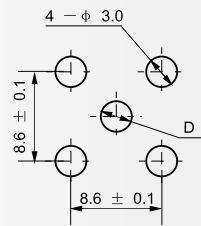
建议安装开孔尺寸



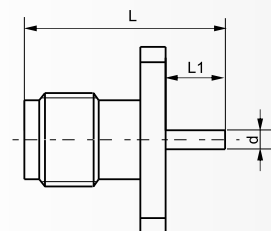

Type	d
SMA-KFD44	φ0.6



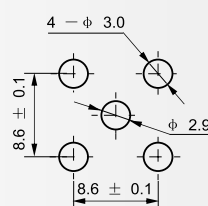
建议安装开孔尺寸



Type	L	L1	d	D
SMA-KFD45	14.5	2.4	φ4.1	φ4.2
SMA-KFD68	15.3	3.2	φ2.1	φ2.2
SMA-KFD324	19.1	7.0	φ4.1	φ4.2



建议安装开孔尺寸




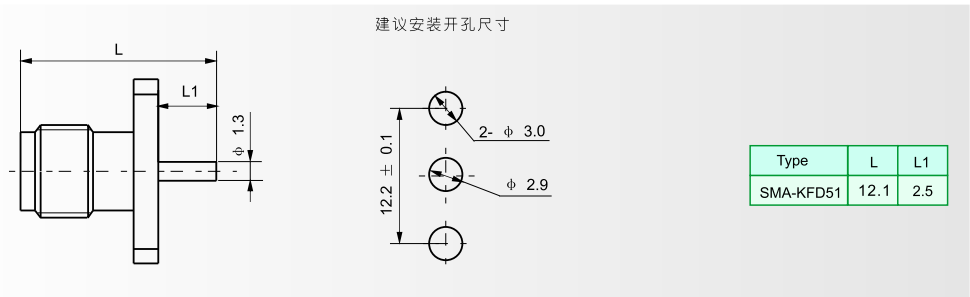
Type	L	L1	d
SMA-KFD47	11.2	1.6	φ0.9
SMA-KFD48	10.8	1.2	φ0.8
SMA-KFD48A	10.3	0.9	φ0.6

# SMA

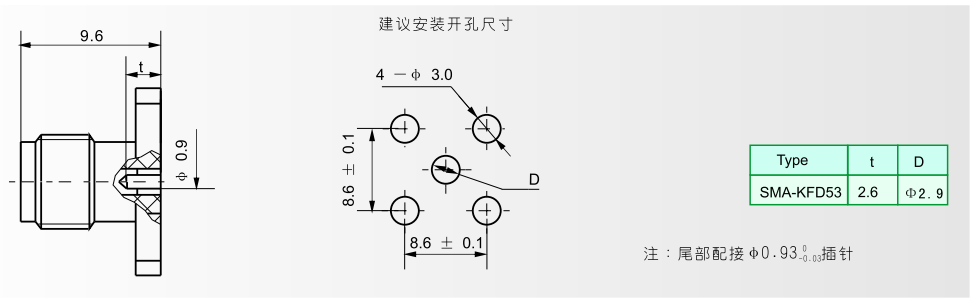
系列射频同轴连接器  
SERIES SMA COAXIAL CONNECTORS



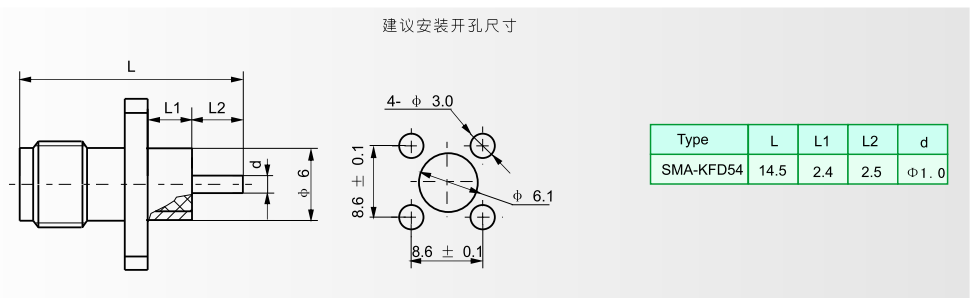
SMA-KFD51



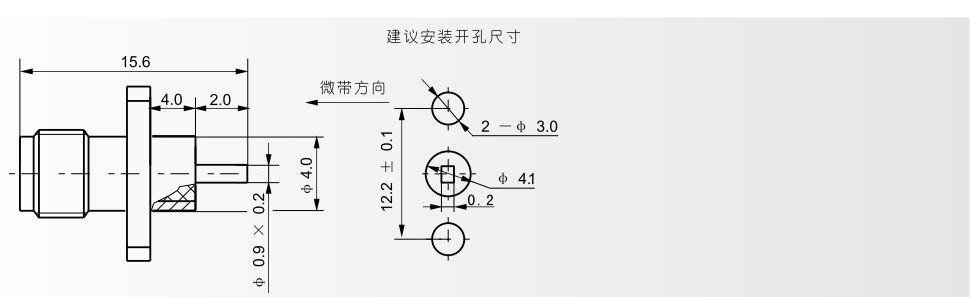
SMA-KFD53



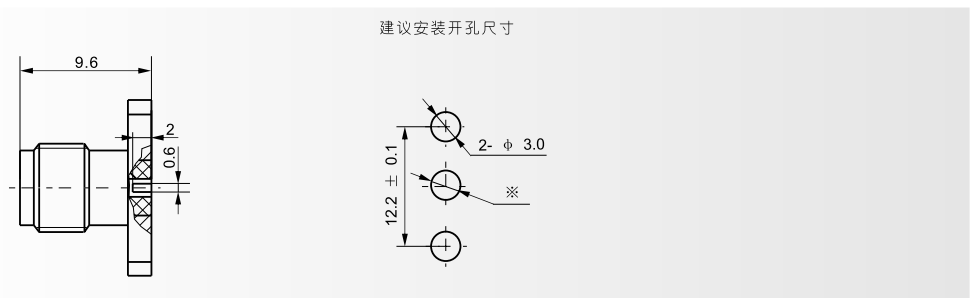
SMA-KFD54



SMA-KFD55



SMA-KFD56







建议安装开孔尺寸

Type	L	L1	L2	d1	d2	D
SMA-KFD57	17.6	5.0	3.0	Φ0.8	Φ4.1	Φ4.2
SMA-KFD64	27.5	15.0	2.9	Φ1.3	Φ4.1	Φ4.2
SMA-KFD77	15.6	2.0	4.0	Φ1.3	Φ4.1	Φ4.2



建议安装开孔尺寸

Type	L	L1
SMA-KFD65	12.6	3.0




建议安装开孔尺寸

Type	L	L1	L2	d1	d2	D
SMA-KFD68B	15.3	3.2	2.5	Φ0.7	Φ2.1	Φ2.2
SMA-KFD83	14.5	2.4	2.5	Φ1.3	Φ4.1	Φ4.2
SMA-KFD85	27.6	13	5.0	Φ1.3	Φ4.1	Φ4.2



建议安装开孔尺寸

Type	t	L1	L2
SMA-KFD69	0.62	2.5	3.0
SMA-KFD73	0.55	4.0	1.6

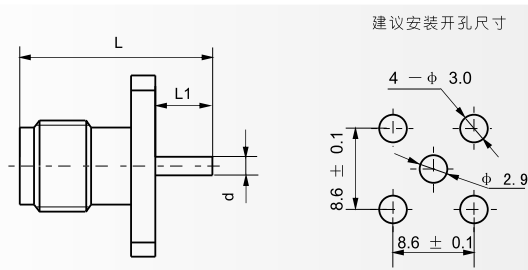


建议安装开孔尺寸

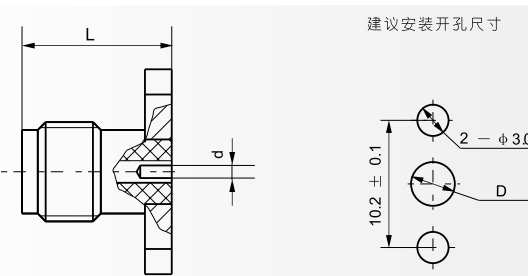
Type	h	d	D	配接插针
SMA-KFD71	12.2 ± 0.1	Φ0.6	*	Φ 0.47~ Φ 0.5
SMA-KFD72	12.2 ± 0.1	Φ0.4	*	Φ 0.35~ Φ0.38
SMA-KFD72G	12.2 ± 0.1	Φ0.4	*	Φ 0.35~ Φ0.38
SMA-KFD75	10.2 ± 0.1	Φ0.6	*	Φ 0.47~ Φ 0.5

# SMA

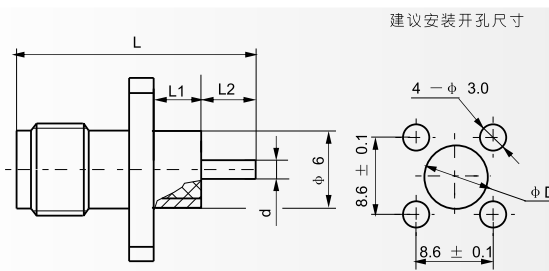
系列射频同轴连接器  
SERIES SMA COAXIAL CONNECTORS



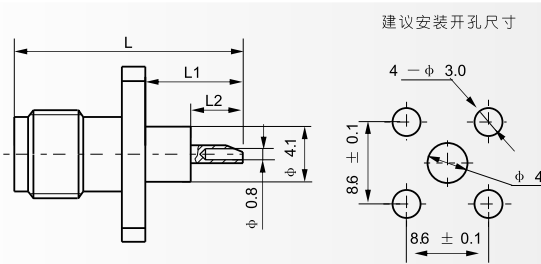
Type	L	L1	d
SMA-KFD78	11.1	1.5	Φ0.7
SMA-KFD88	14.1	1.5	Φ0.5



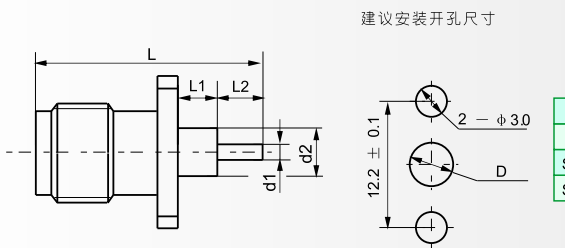
Type	L	d	D
SMA-KFD75AG	9.6	Φ0.6	※
SMA-KFD191	9.6	Φ0.8	※



Type	L	L1	L2	d	D
SMA-KFD76	14.1	3.0	1.5	Φ0.7	6.1
SMA-KFD95	15.1	4.0	1.5	Φ0.8	6.1
SMA-KFD76AG	14.1	3.0	1.5	Φ0.7	6.2



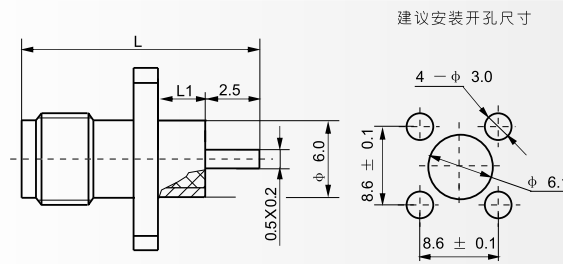
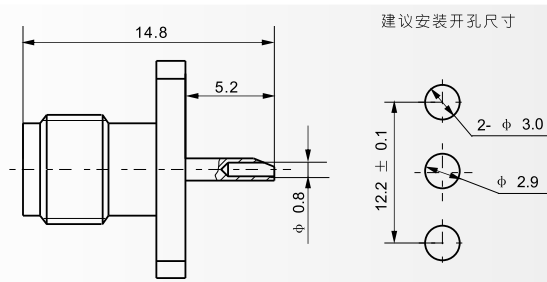
Type	L	L1	L2
SMA-KFD80	14.8	5.2	2.8



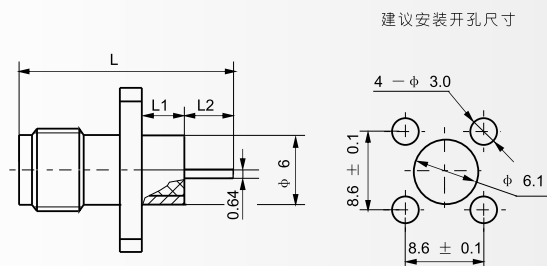
Type	L	L1	L2	d1	d2	D
SMA-KFD84	15.6	3.0	3.0	Φ1.3	Φ4.1	Φ4.2
SMA-kFD84G	15.6	3.0	3.0	Φ1.3	Φ4.1	Φ4.2
SMA-kFD102	17.6	5.0	3.0	Φ1.3	Φ4.1	Φ4.2

# SMA

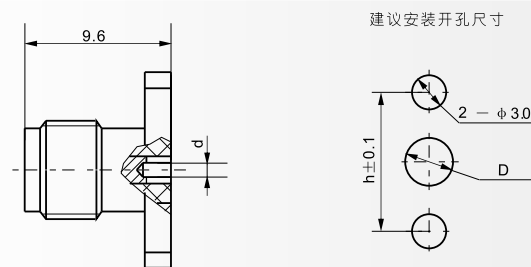
系列射频同轴连接器  
SERIES SMA COAXIAL CONNECTORS



Type	L	L1
SMA-KFD87	15.1	3.0
SMA-KFD256	15.3	3.2

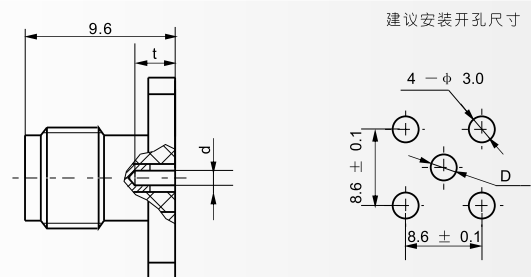


Type	L	L1	L2
SMA-KFD90	15.2	3.2	2.4
SMA-KFD90G	15.3	3.2	2.4



Type	h	d	D	配接插针
SMA-KFD92	12.2	Φ0.9	※	Φ 0.9~ Φ 0.93
SMA-KFD113	10.2	Φ0.4	※	Φ 0.35~ Φ 0.38
SMA-KFD191	10.2	Φ0.8	※	Φ 0.8~ Φ 0.83
SMA-KFD192	12.2	Φ0.8	※	Φ 0.8~ Φ 0.83
SMA-KFD209	10.2	Φ0.4	※	Φ 0.35~ Φ 0.4

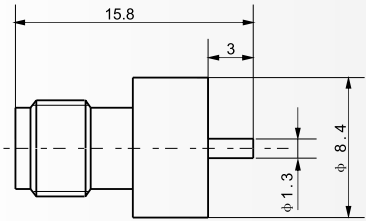
注：SMA-KFD209为不锈钢产品。



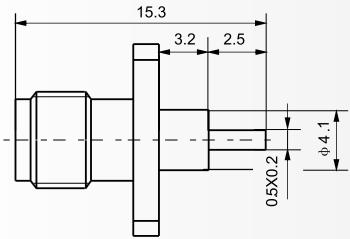
Type	t	D	d	配接插针
SMA-KFD93	2.8	*	Φ 0.9	Φ 0.9~ Φ 0.93
SMA-KFD276	2.8	*	Φ 0.8	Φ 0.78~ Φ 0.8
SMA-KFD280	2.6	*	Φ 0.5	Φ 0.45~ Φ 0.48



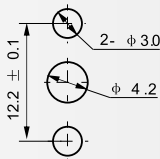
SMA-KFD94



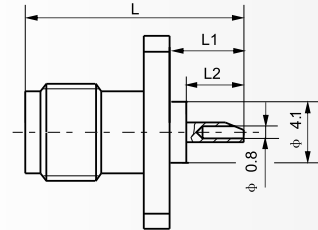
SMA-KFD98



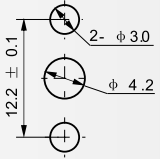
建议安装开孔尺寸



SMA-KFD100



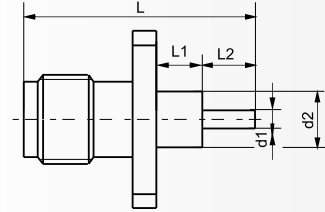
建议安装开孔尺寸



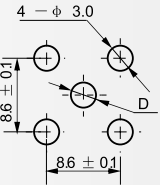
Type	L	L1	L2
SMA-KFD100	16.6	7.0	3.0



SMA-KFD91等



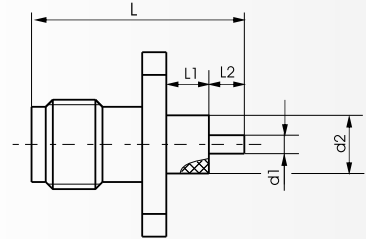
建议安装开孔尺寸



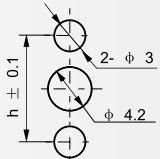
Type	L	L1	L2	d1	d2	D
SMA-KFD91	24.3	1.6	13.1	Φ1.3	Φ4.1	Φ4.2
SMA-kFD101	27.6	15	3.0	Φ1.3	Φ4.1	Φ4.2
SMA-kFD103	19.1	7.5	2.0	Φ1.4	Φ4.1	Φ4.2



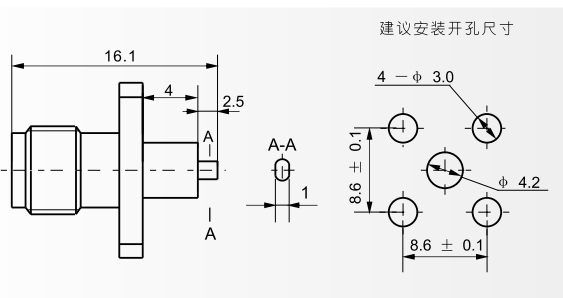
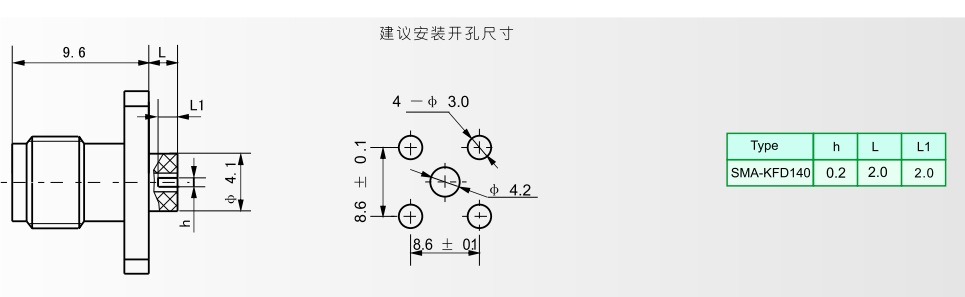
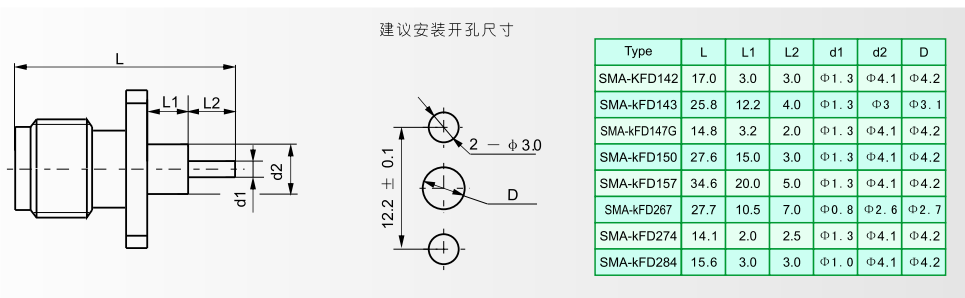
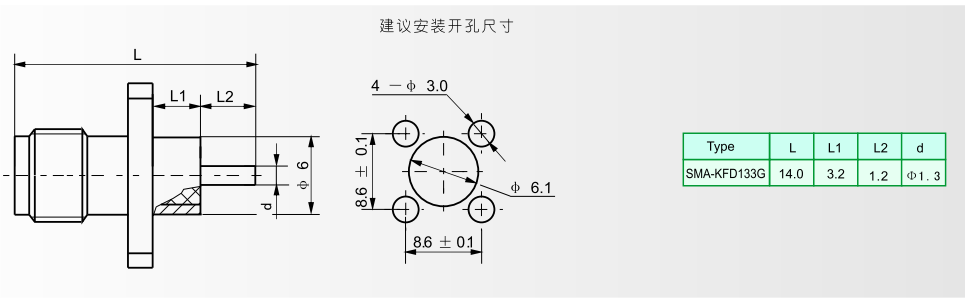
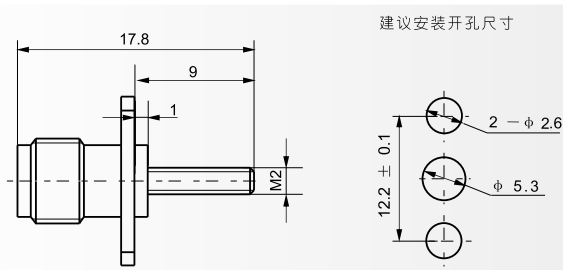
SMA-KFD102AG等

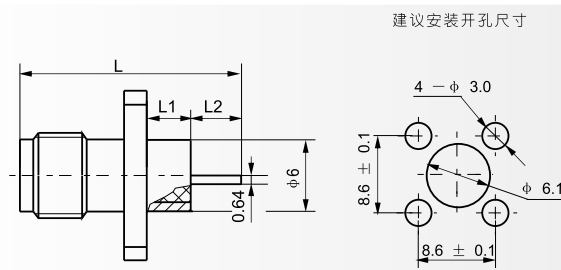


建议安装开孔尺寸

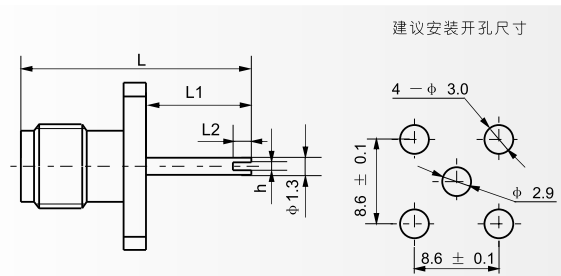


Type	L	L1	L2	d1	d2	h
SMA-KFD102AG	17.6	5.0	3.0	Φ1.3	Φ4.1	10.2
SMA-kFD314	19.2	4.0	5.6	Φ0.7	Φ4.1	12.2
SMA-kFD315	14.1	3.0	1.5	Φ1.3	Φ4.1	12.2

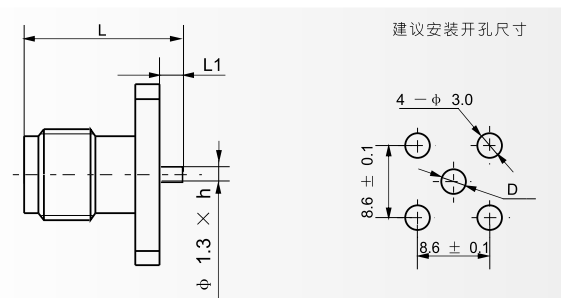




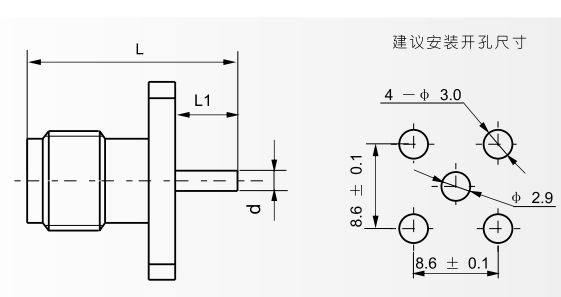
Type	L	L1	L2
SMA-KFD145	15.1	3.0	2.5
SMA-KFD129	15.6	4.0	2.0
SMA-KFD251	17.1	5.0	2.5
SMA-KFD270G	16.1	4.0	2.5
SMA-KFD297	17.6	5.0	3.0



Type	L	L1	L2	h
SMA-KFD148	11.1	1.5	1.0	0.2

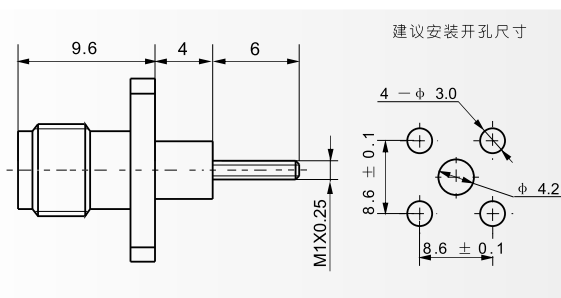


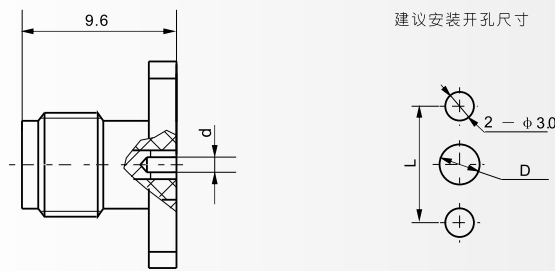
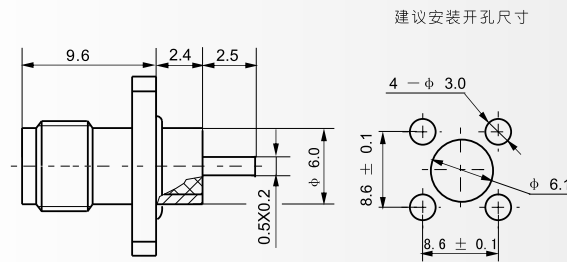
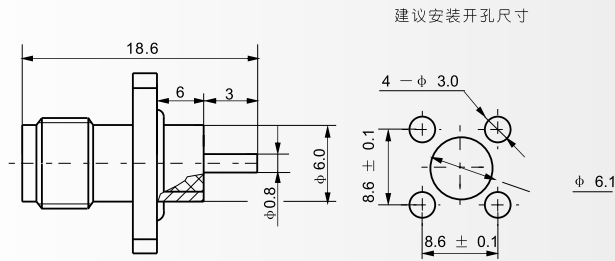
Type	L	L1	h	D
SMA-KFD149	12.1	2.5	0.15	*



Type	L	L1	d
SMA-KFD152	10.2	0.6	φ1.0

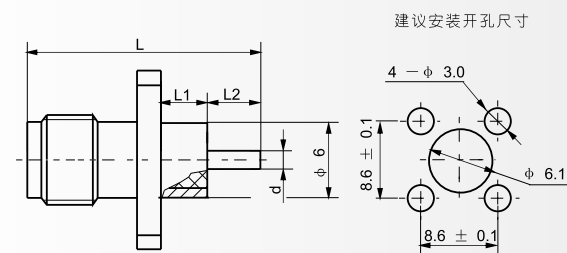
注：产品安装孔为m2螺纹



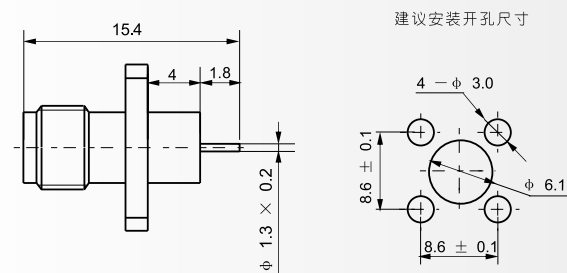


Type	L	d	D
SMA-KFD159	12.2 ± 0.1	φ0.5	*
SMA-KFD331S	12.2 ± 0.1	φ0.5	*

注：SMA-KFD159法兰后端面有密封圈、环形槽



Type	L	L1	L2	d
SMA-KFD160	15.6	4.0	2.0	φ1.0
SMA-KFD161	18.6	4.0	5.0	φ1.0
SMA-KFD162	22.6	4.0	9.0	φ1.0
SMA-KFD277	15.1	4.0	1.5	φ0.7
SMA-KFD281	18.6	3.0	6.0	φ1.3



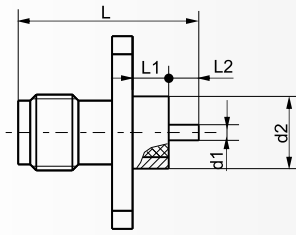


# SMA

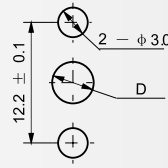
系列射频同轴连接器  
SERIES SMA COAXIAL CONNECTORS



SMA-KFD164G 等



建议安装开孔尺寸

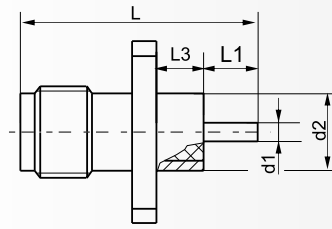


Type	L	L1	L2	d1	d2	D
SMA-KFD164G	15.1	4.0	1.5	Φ0.8	Φ4	Φ4.1
SMA-KFaD-2.5P	14.6	2.5	2.5	Φ1.3	Φ6	Φ6.1
SMA-KFD199	14.4	2.4	2.4	Φ0.5	Φ5.2	Φ5.3
SMA-KFD221	14.0	2.4	2.0	Φ0.5	Φ5.2	Φ5.3
SMA-KFD237	15.6	4.0	2.0	Φ0.8	Φ4.1	Φ4.2
SMA-KFD238	15.6	4.0	2.0	Φ0.8	Φ4.1	Φ4.2
SMA-KFD258G	16.9	4.0	3.3	Φ1.3	Φ6.0	Φ6.1

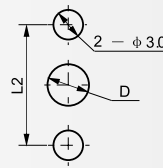
注：SMA-KFD238孔距为8.6



SMA-KFD164 等



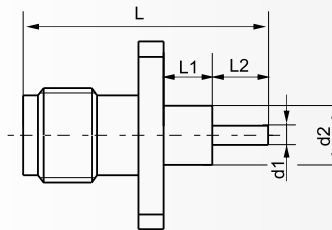
建议安装开孔尺寸



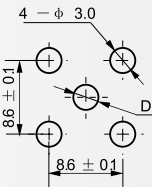
Type	L	L1	L2	L3	d1	d2	D
SMA-KFD164	15.1	1.5	12.2±0.1	4.0	Φ0.8	Φ4.1	Φ4.2
SMA-KFD165	15.1	1.5	10.2±0.1	4.0	Φ0.8	Φ4	Φ4.2
SMA-KFD166	14.4	0.8	12.2±0.1	4.0	Φ0.6	Φ4	Φ4.2
SMA-KFD273	17.6	3.0	10.2±0.1	5.0	Φ1.0	Φ4.5	Φ4.6



SMA-KFD177 等



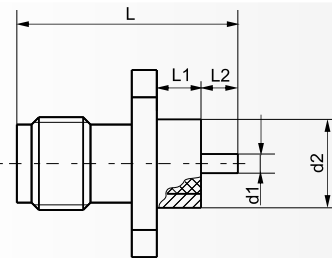
建议安装开孔尺寸



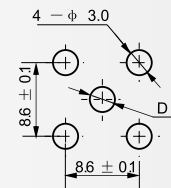
Type	L	L1	L2	d1	d2	D
SMA-KFD177	20.6	8.0	3.0	Φ1.3	Φ4.1	Φ4.2
SMA-KFD178	18.8	5.0	4.2	Φ1.3	Φ4.1	Φ4.2
SMA-KFD285	39.6	25.0	5.0	Φ1.3	Φ4.1	Φ4.2
SMA-KFD298	46.6	25.0	12.0	Φ1.3	Φ4.1	Φ4.2



SMA-KFD179 等



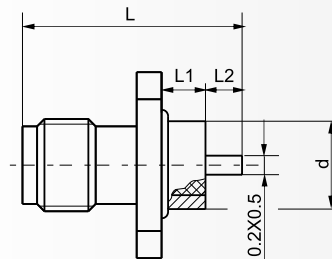
建议安装开孔尺寸



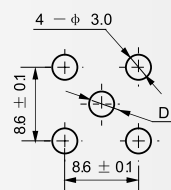
Type	L	L1	L2	d1	d2	D
SMA-KFD179	15.6	3.0	3.0	Φ1	Φ6.0	Φ6.1
SMA-KFD194	18.6	4.0	5.0	Φ1.3	Φ6.0	Φ6.1
SMA-KFD198	15.6	4.0	2.0	Φ0.8	Φ4.8	Φ4.9
SMA-KFD279	14.4	2.4	2.4	Φ0.5	Φ5.2	Φ5.3
SMA-KFD202	14.4	4.0	0.8	Φ0.6	Φ4.0	Φ4.1



SMA-KFD181 等



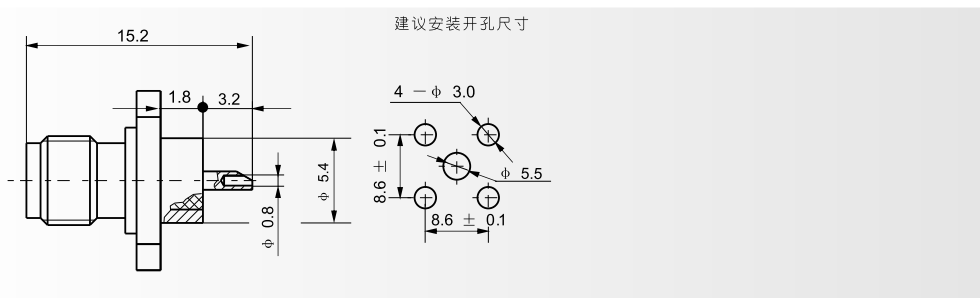
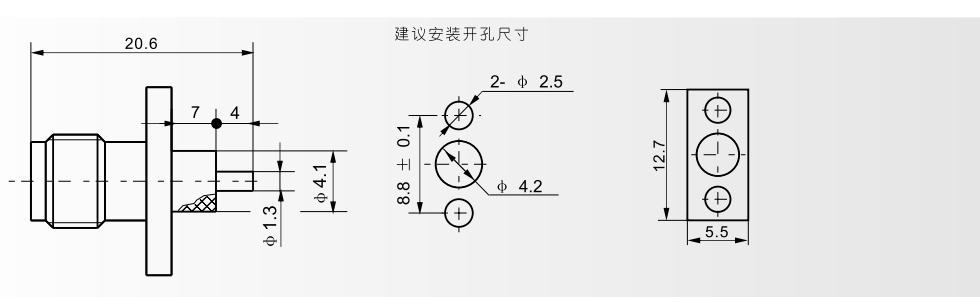
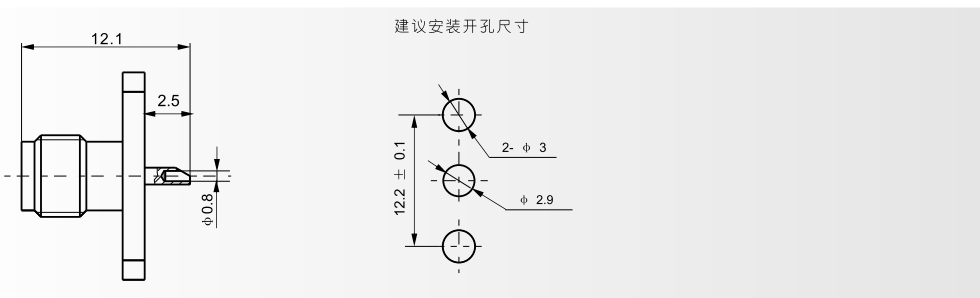
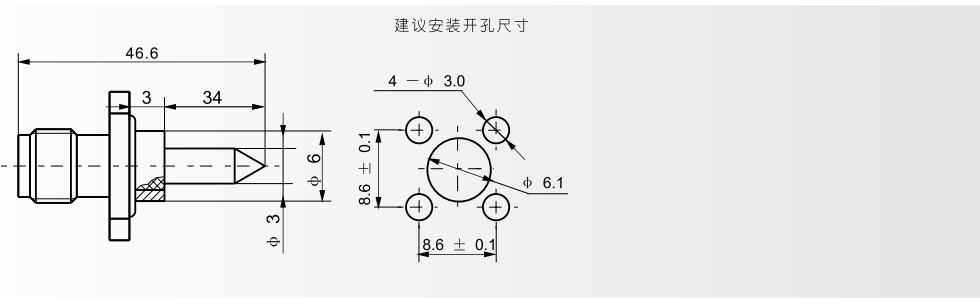
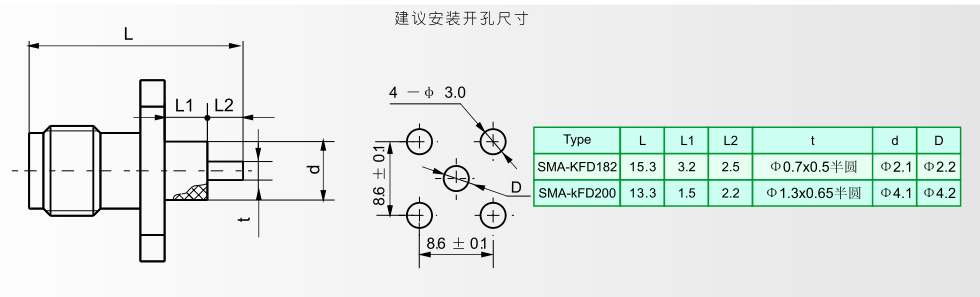
建议安装开孔尺寸

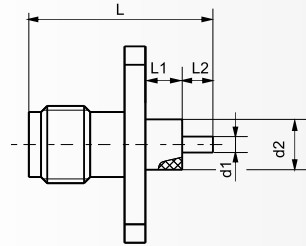


Type	L	L1	L2	d	D
SMA-KFD181	17.1	5.0	2.5	Φ6	Φ6.1
SMA-KFD181G	17.1	5.0	2.5	Φ6	Φ6.1
SMA-KFD206G	21.2	5.0	6.6	Φ6	Φ6.1

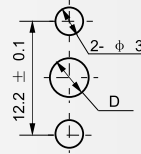
注：SMA-KFD206G微带尺寸为Φ1.3



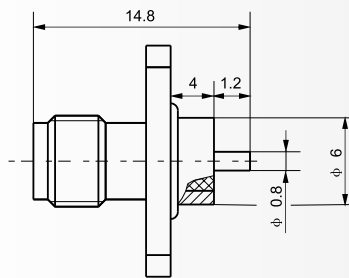




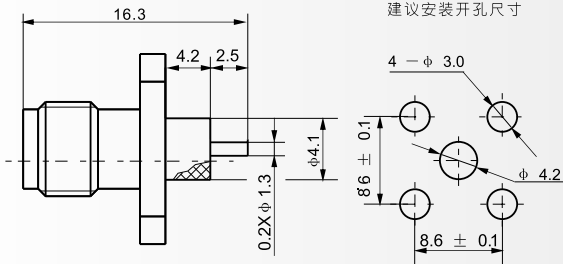
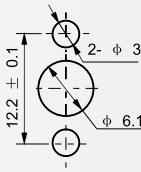
建议安装开孔尺寸



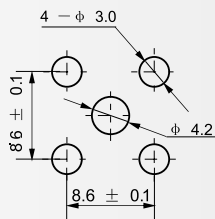
Type	L	L1	L2	d1	d2	D
SMA-KFD189	17.6	6.0	2.0	Φ1.3	Φ 4.1	Φ 4.2
SMA-kFD203	21.6	4.0	8.0	Φ1.3	Φ 4.1	Φ 4.2
SMA-kFD5A	15.6	4.0	2.0	Φ1.3	Φ 4.1	Φ 4.2
SMA-KFD205	81.1	62	9.5	Φ1.3	Φ 4.1	Φ 4.2
SMA-kFD265	20.6	7.0	4.0	Φ1.3	Φ 3.0	Φ 3.1
SMA-kFD266	40.8	20.6	10.0	Φ1.0	Φ 4.1	Φ 4.2



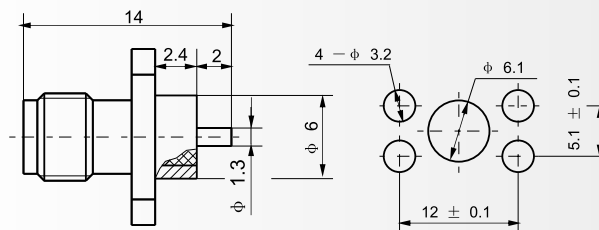
建议安装开孔尺寸



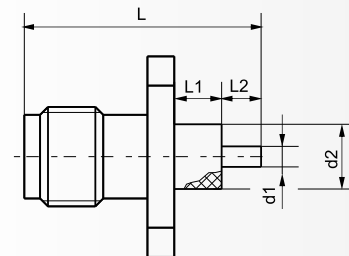
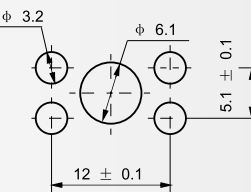
建议安装开孔尺寸



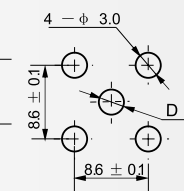
注: 打印标记为SMA-50KFD3-4



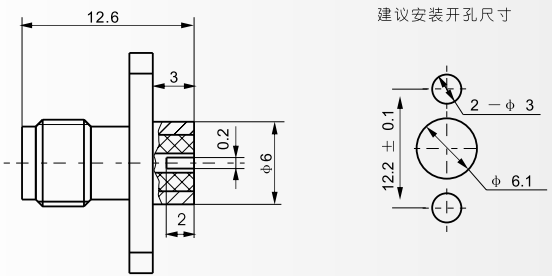
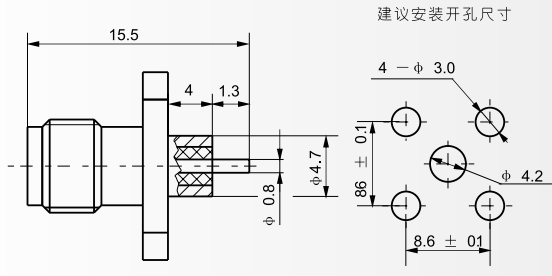
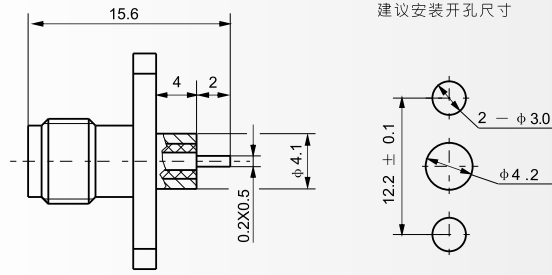
建议安装开孔尺寸

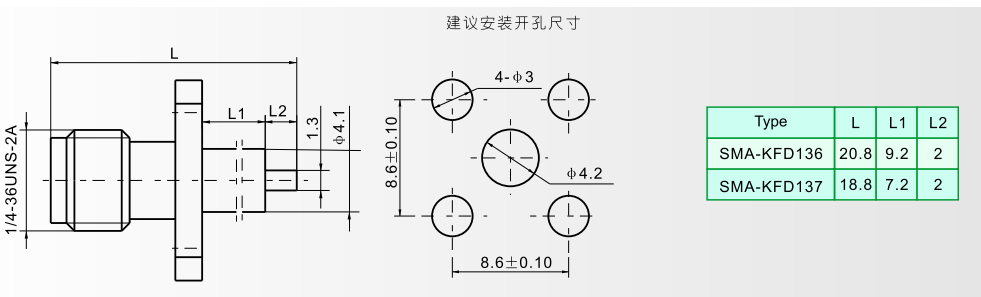
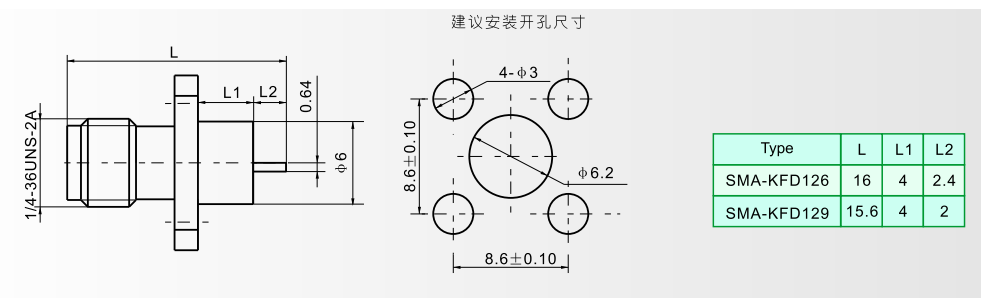
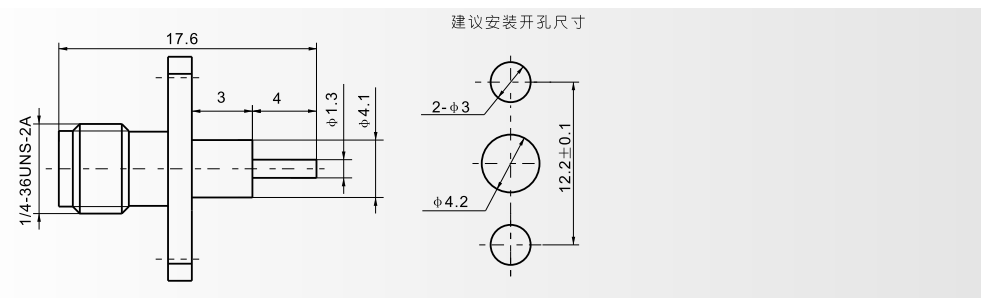
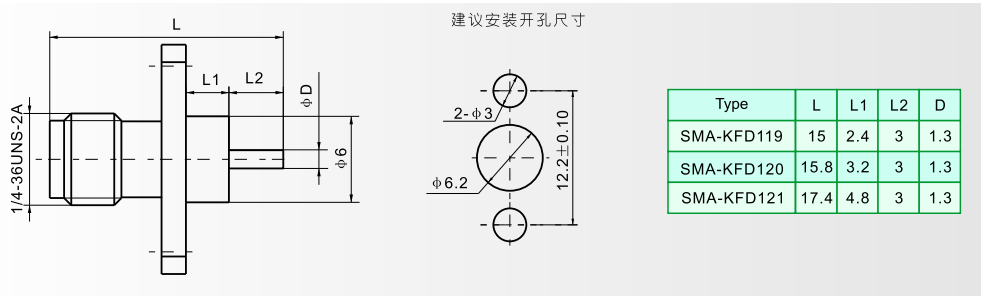
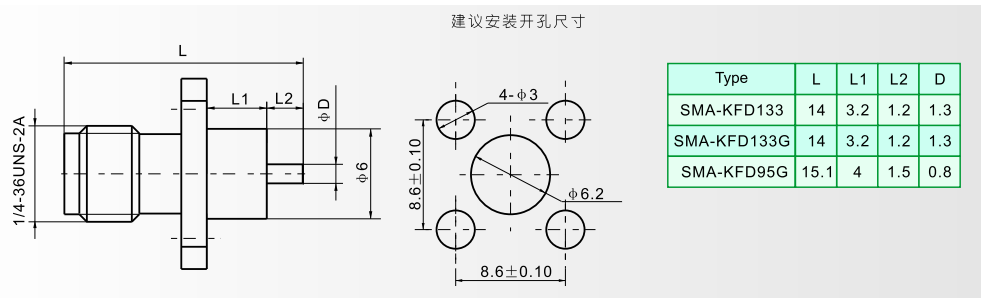


建议安装开孔尺寸



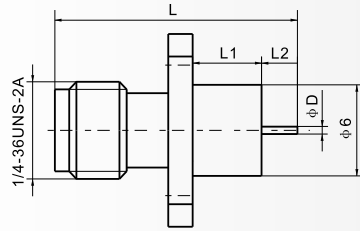
Type	L	L1	L2	d1	d2	D
SMA-KFD197	23.6	12	2.0	Φ1.3	Φ 4.1	Φ 4.2
SMA-KFD201	24.1	9	5.5	Φ1.3	Φ 4.1	Φ 4.2
SMA-KFD216	16.6	5.0	2.0	Φ1.3	Φ 4.1	Φ 4.2
SMA-KFD223	17	5.4	2.0	Φ1.3	Φ 4.1	Φ 4.2
SMA-KFD247	27.6	4.0	14.0	Φ1.3	Φ 4.1	Φ 4.2
SMA-KFD248	33.6	4.0	20.0	Φ1.3	Φ 4.1	Φ 4.2



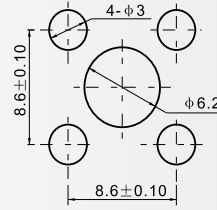




SMA-KFD151等



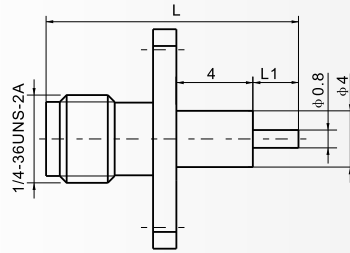
建议安装开孔尺寸



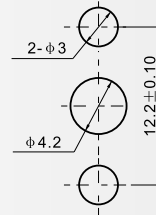
Type	L	L1	L2	D
SMA-KFD151	16.9	4.8	2.5	0.5
SMA-KFD174	19.3	6.7	3	0.6
SMA-KFD176	18	3.2	5.2	1.3



SMA-KFD169等



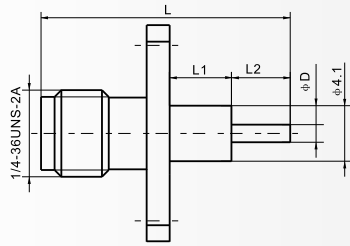
建议安装开孔尺寸



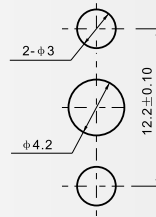
Type	L	L1
SMA-KFD169	14.6	1
SMA-KFD170	16.1	2.5



SMA-KFD167等



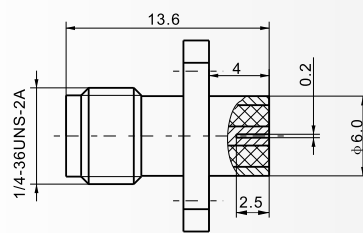
建议安装开孔尺寸



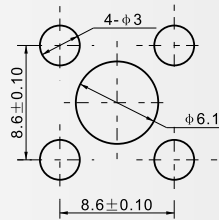
Type	L	L1	L2	D
SMA-KFD167	20.6	5	6	1.3
SMA-KFD168	19.1	8	1.5	0.8
SMA-KFD186	38.6	24	5	1.3



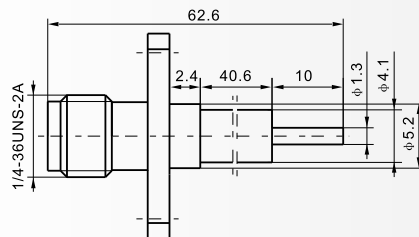
SMA-KFD175



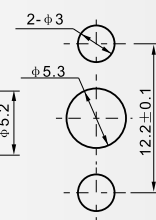
建议安装开孔尺寸

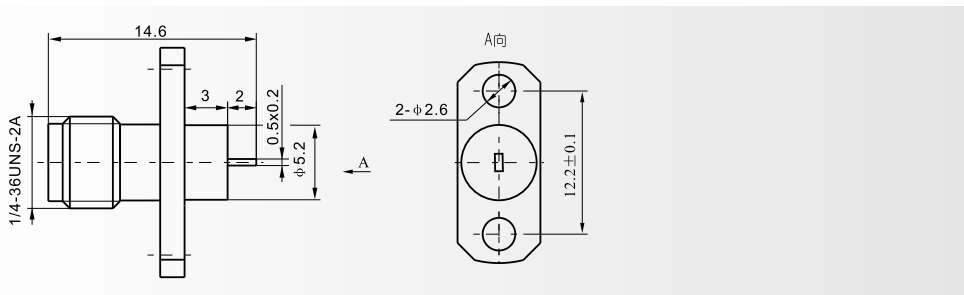
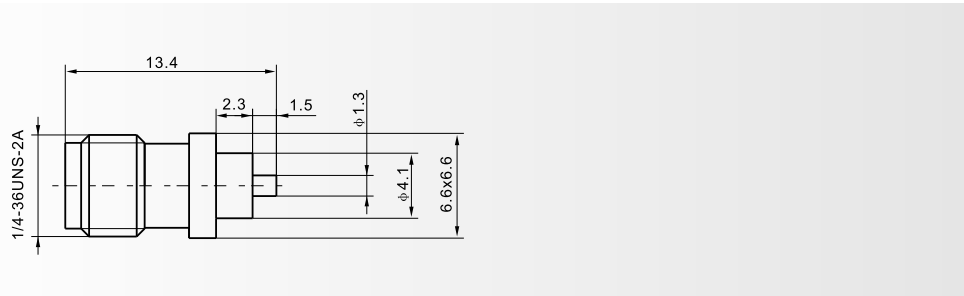
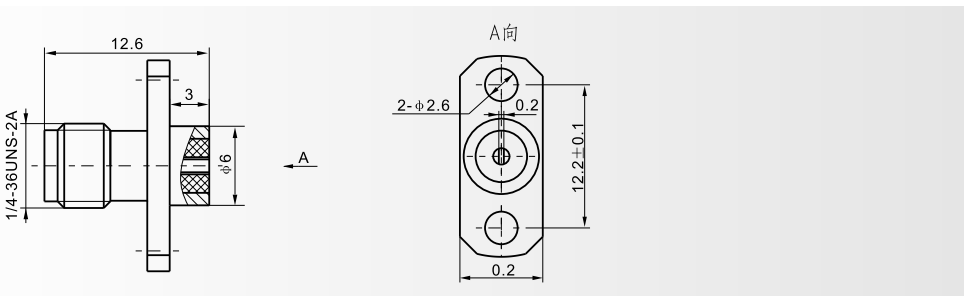
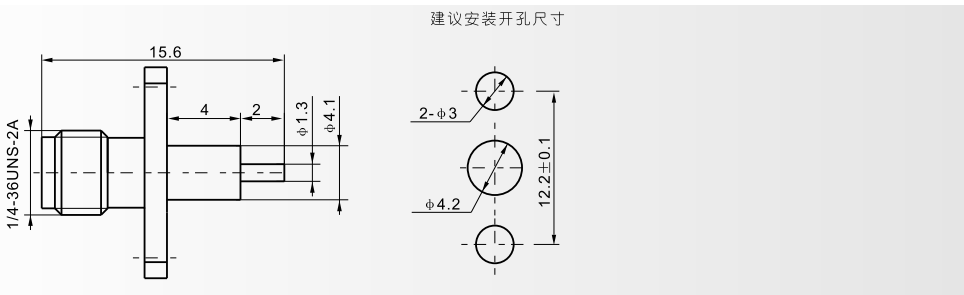
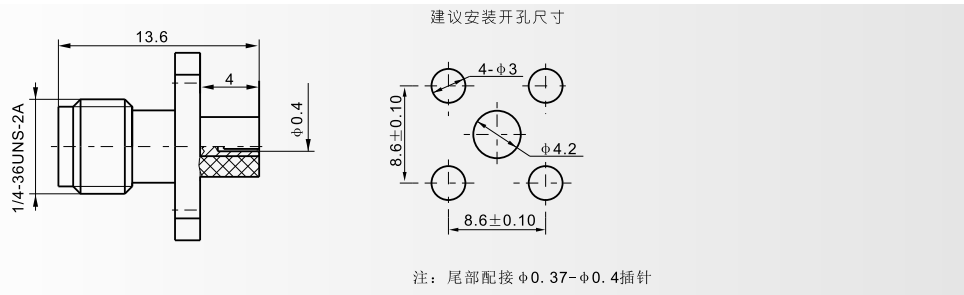


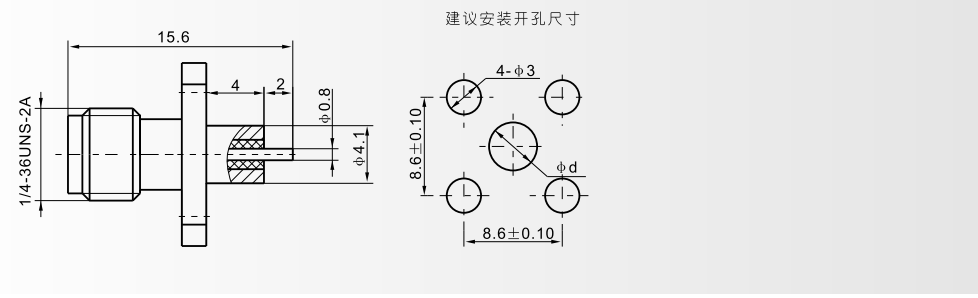
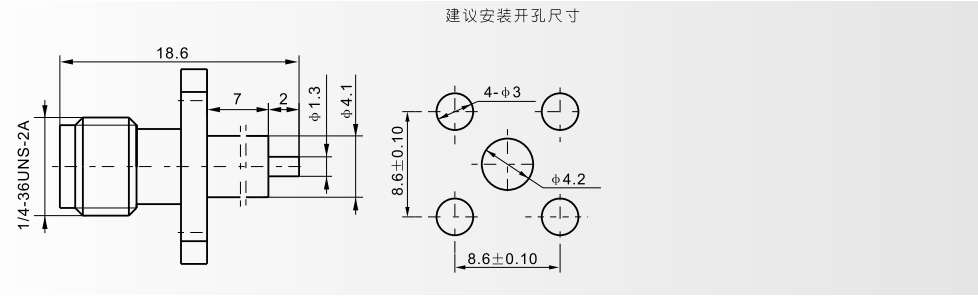
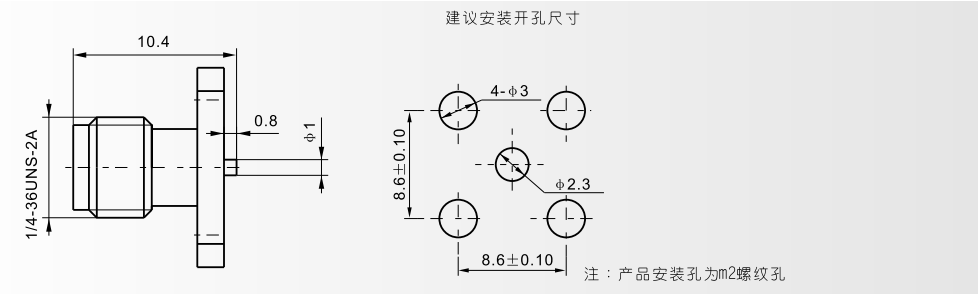
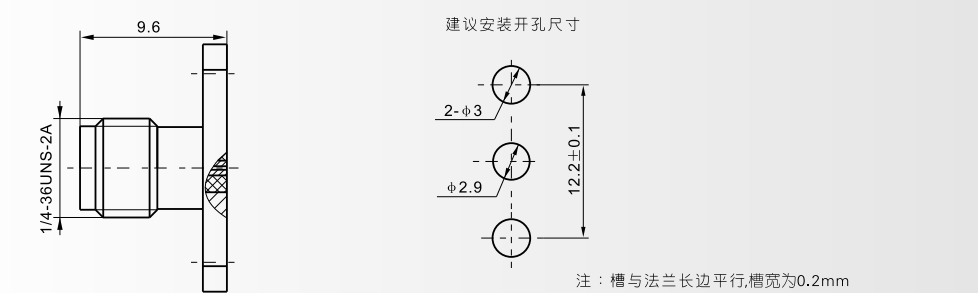
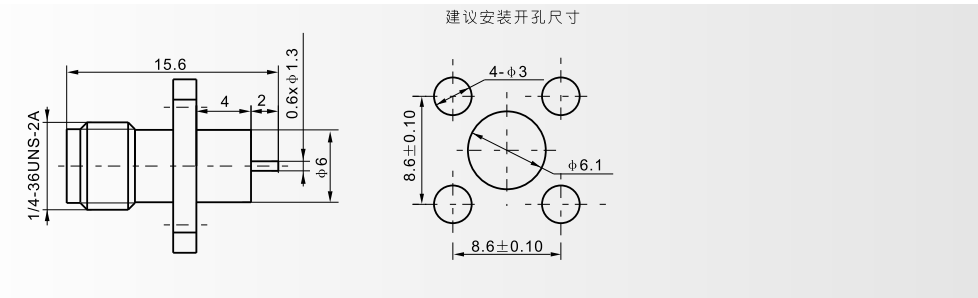
SMA-KFD205A

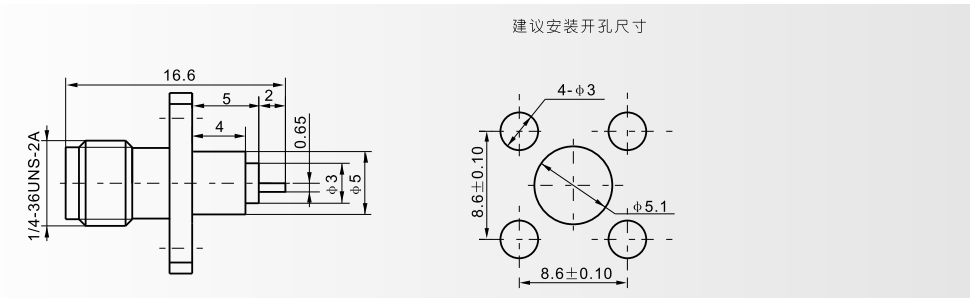
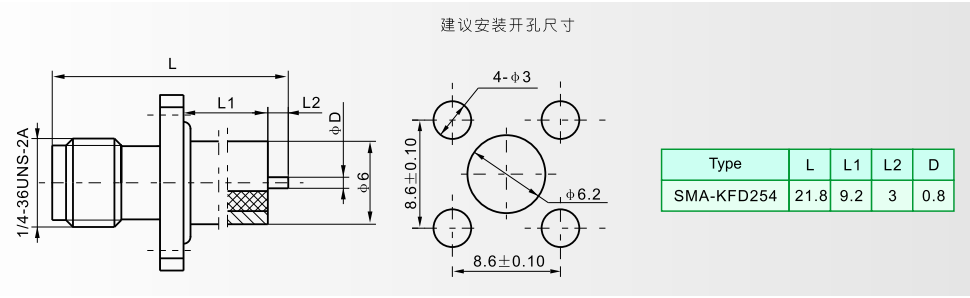
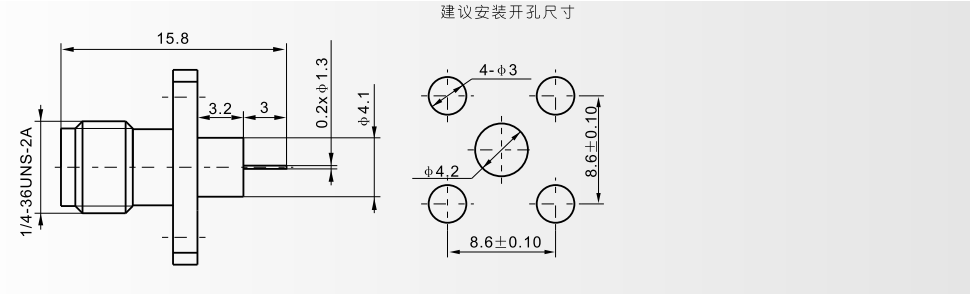
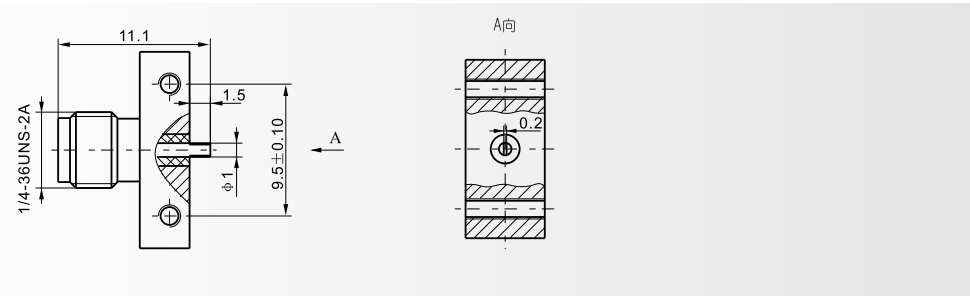
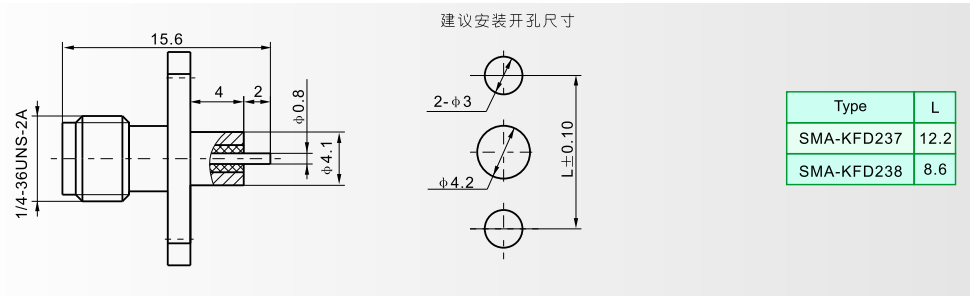


建议安装开孔尺寸

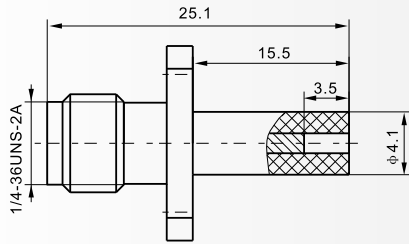




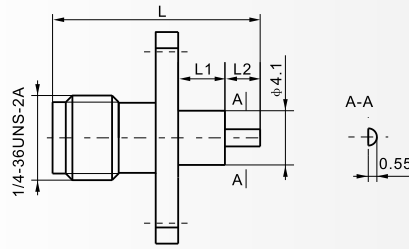
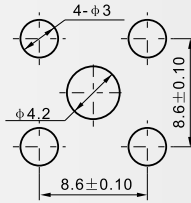




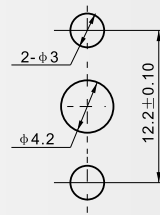




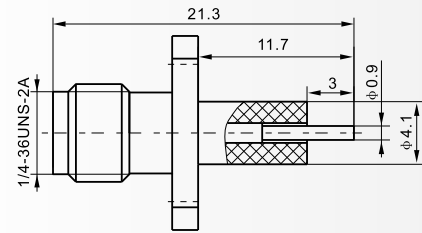
建议安装开孔尺寸



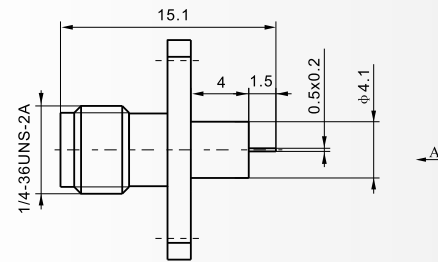
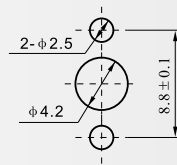
建议安装开孔尺寸



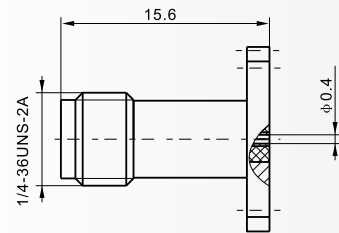
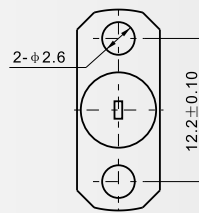
Type	L	L1	L2
SMA-KFD288G	16.6	4	3
SMA-KFD289G	14.6	2	3



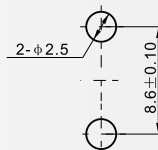
建议安装开孔尺寸



A向



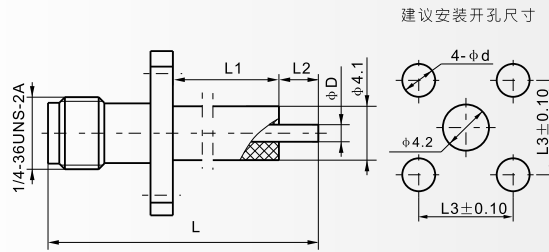
建议安装开孔尺寸



注：尾部配接  $\phi 0.38 - \phi 0.41$ mm 插针



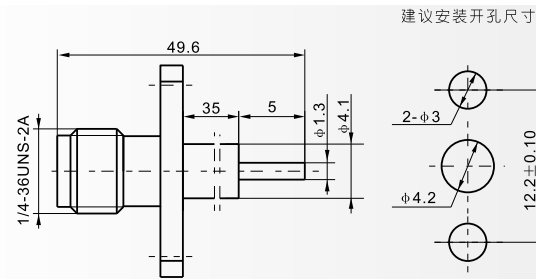
SMA-KFD290等



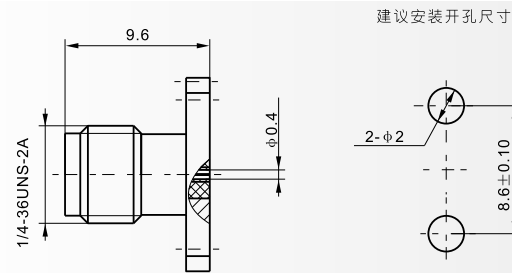
Type	L	L1	L2	D	d	L3
SMA-KFD290	20.6	9	2	1.3	2.5	6.4
SMA-KFD298	46.6	25	12	1.3	3	8.6
SMA-KFD299	34.3	18.3	6.4	1.3	3	8.6



SMA-KFD292



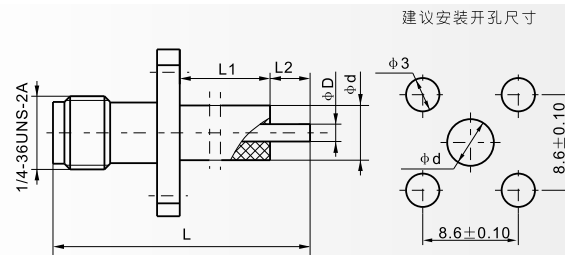
SMA-KFD293



注：尾部配接  $\phi 0.41 - \phi 0.44$ mm 插针



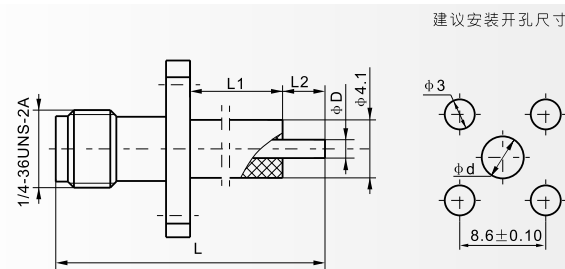
SMA-KFD300等



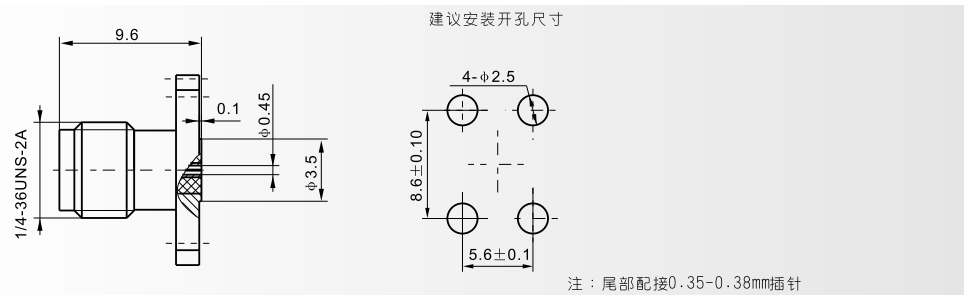
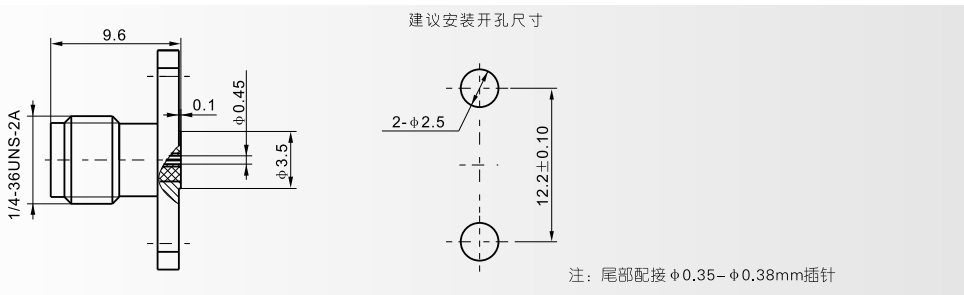
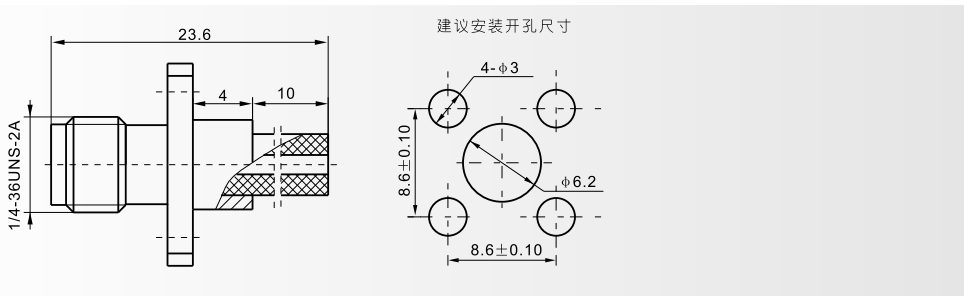
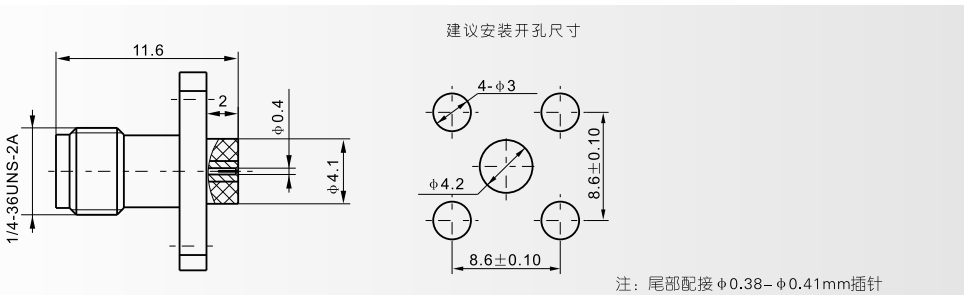
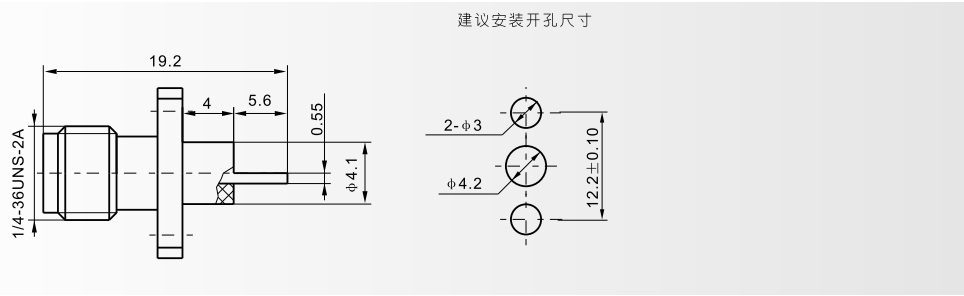
Type	L	L1	L2	D	d
SMA-KFD300	30.2	14.4	6.2	1.3	4.1
SMA-KFD306	55.6	34	12	1.3	4.1
SMA-KFD316	27.6	0	18	1.3	2.9
SMA-KFD338	15.8	3	3	1	4.1
SMA-KFD350	19.6	9	1	1.1	3.8
SMA-KFD353	30	6.5	5.5	1.3	4.1
SMA-KFD356	24.6	12	3	1.3	4.1
SMA-KFD360	16.2	3.8	2.8	0.8	4.1

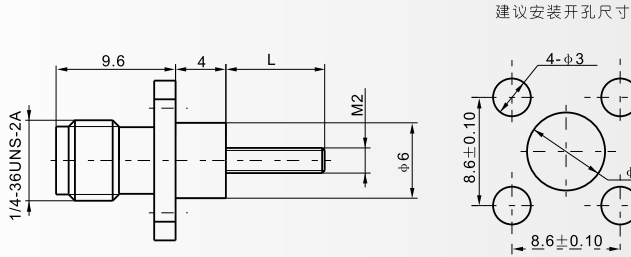


SMA-KFD367

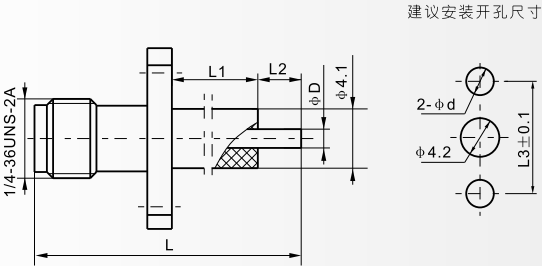


Type	L	L1	L2	D	d
SMA-KFD367	36.6	6	21	2	4.2
SMA-KFD376	20	4	2	1.3	4.2
SMA-KFD379	23.6	8	6	1.3	4.2
SMA-KFD384	16.6	3	4	1.3	4.2
SMA-KFD385	28.6	15.9	3.1	1.3	4.2
SMA-KFD482	30.6	18	3	1.3	4.2

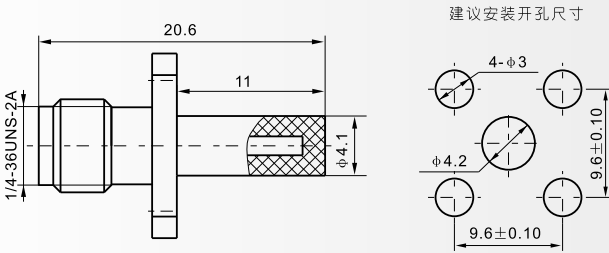
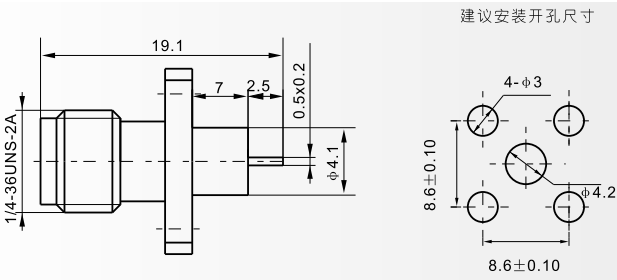
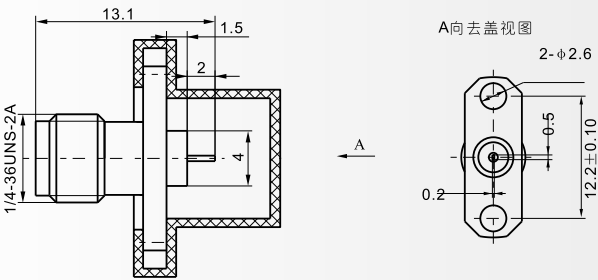


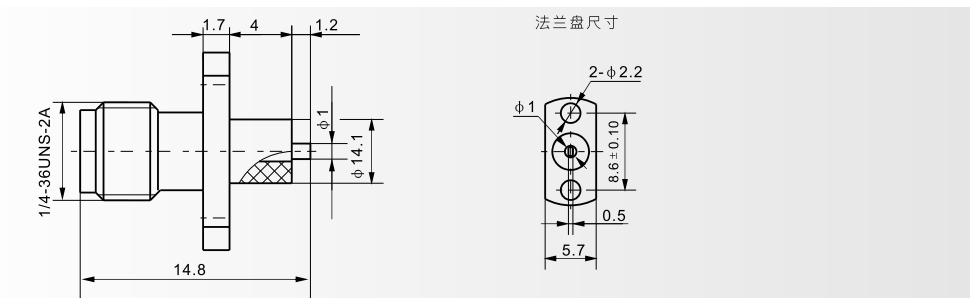
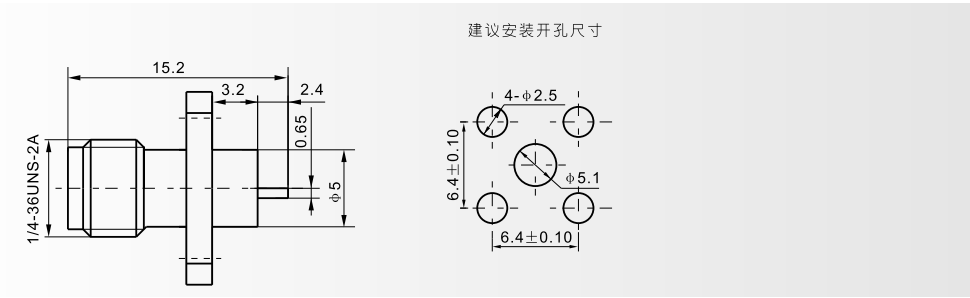
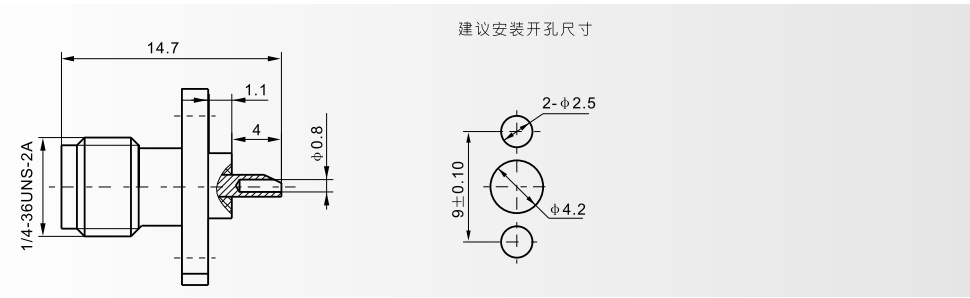
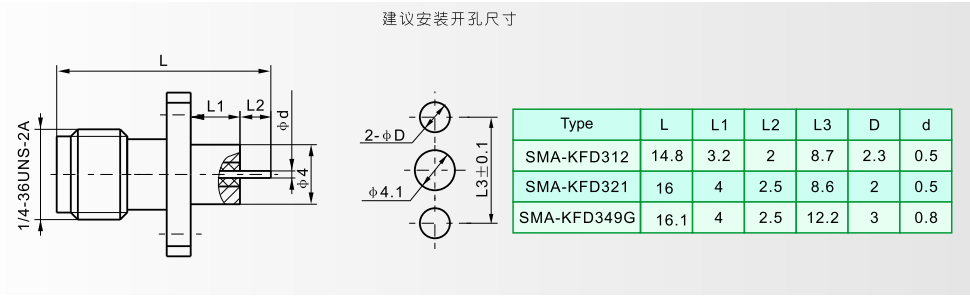
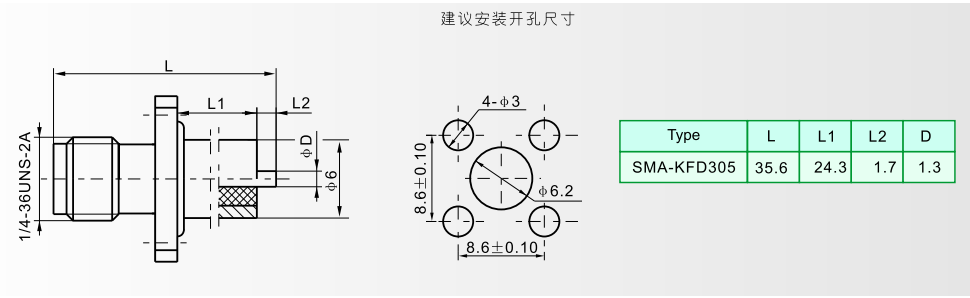


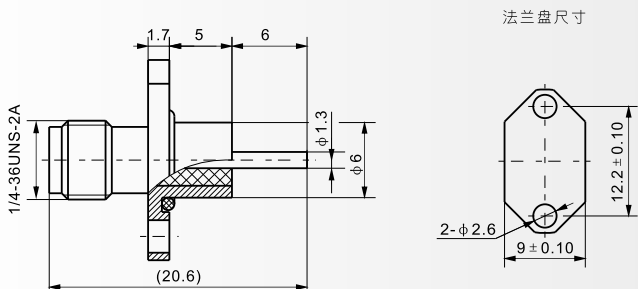
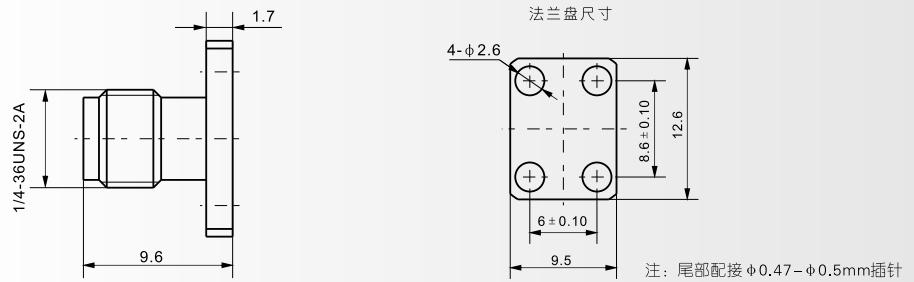
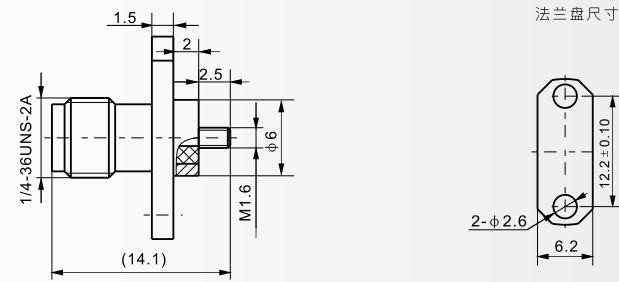
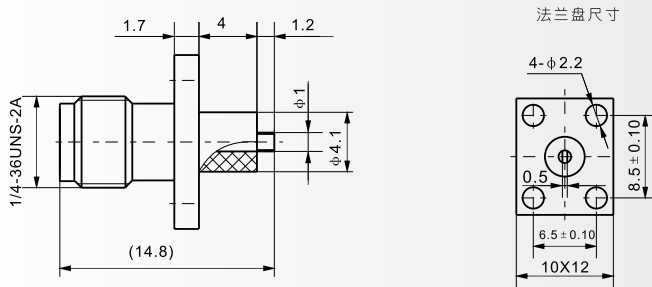
Type	L
SMA-KFD309	4
SMA-KFD310	6
SMA-KFD311	8

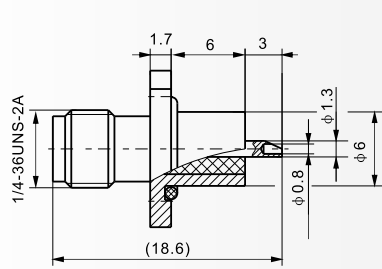


Type	L	L1	L2	D	L3	d
SMA-KFD314	19.2	4	5.6	0.7	12.2	3
SMA-KFD315	14.1	3	1.5	1.3	12.2	3
SMA-KFD333G	17.6	5	3	0.8	9	2.5
SMA-KFD340	14.6	3	2	1.3	8.6	2.8

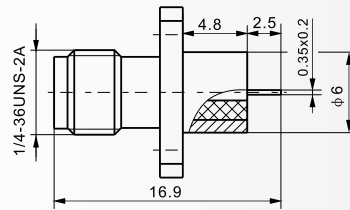
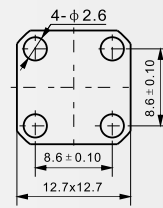




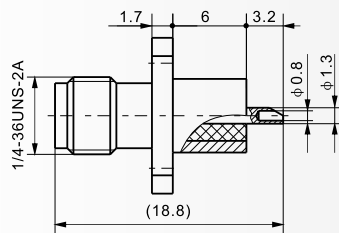
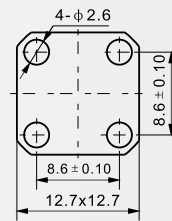




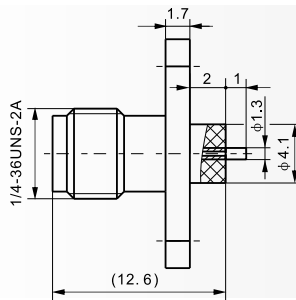
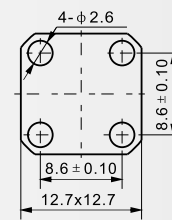
法兰盘尺寸



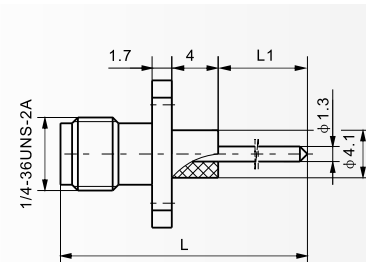
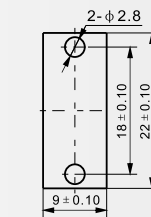
法兰盘尺寸



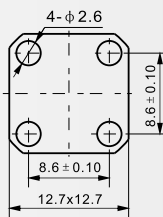
法兰盘尺寸



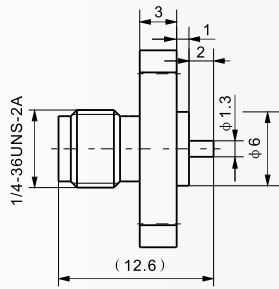
法兰盘尺寸



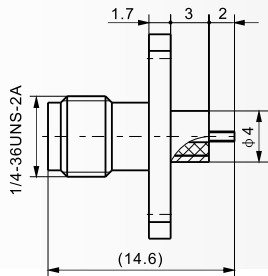
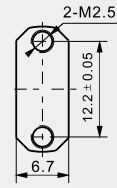
法兰盘尺寸



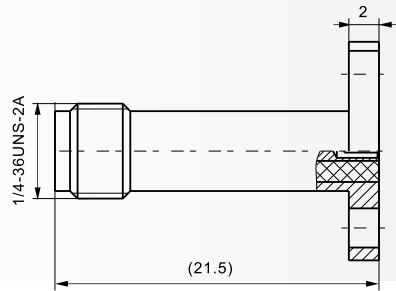
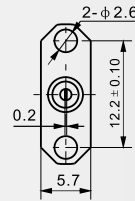
Type	L	L1
SMK-KFD410	18.6	5
SMK-KFD413	53.6	40



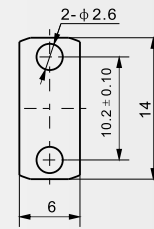
法兰盘尺寸



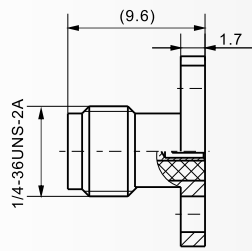
法兰盘尺寸



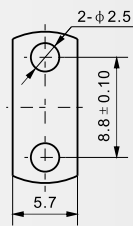
法兰盘尺寸



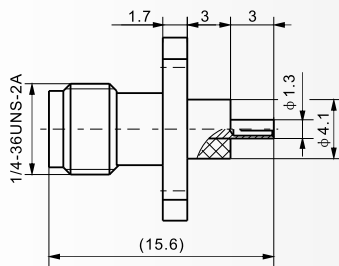
注：尾部配接  $\phi 0.93_{-0.03}^{+0.03}$  插针



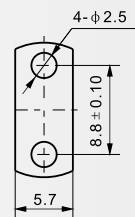
法兰盘尺寸



尾部配接  $\phi 0.93_{-0.03}^{+0.03}$  插针

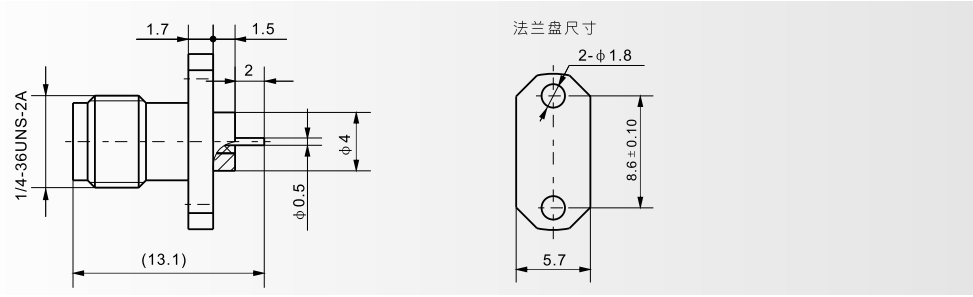
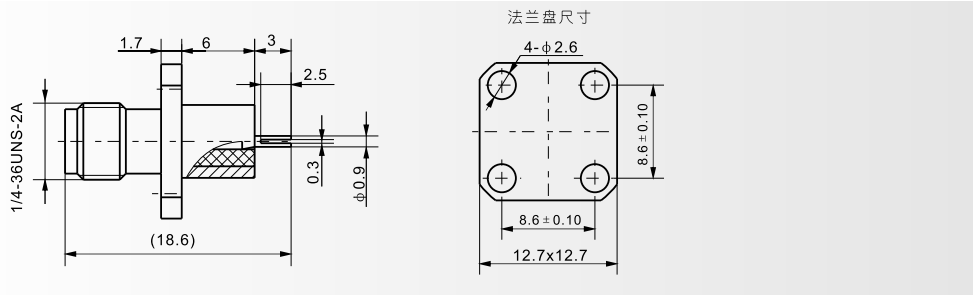
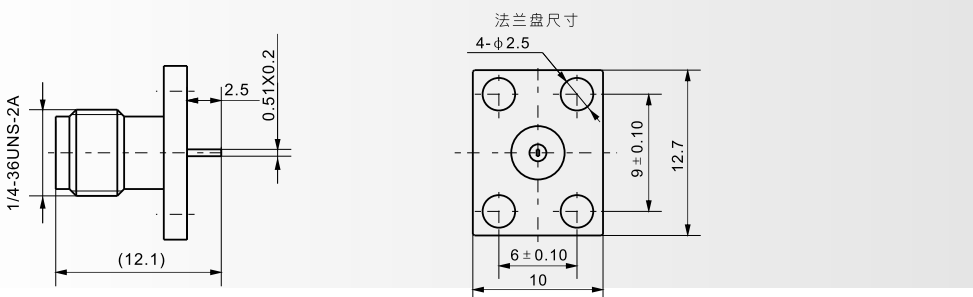
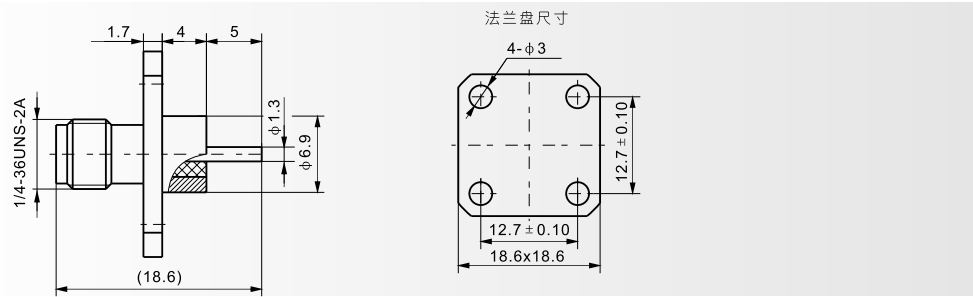
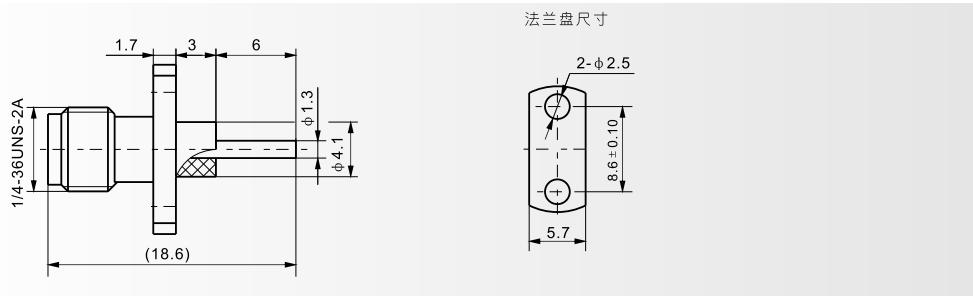


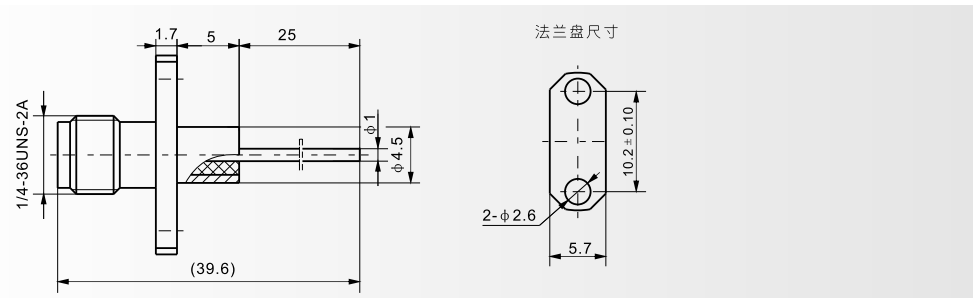
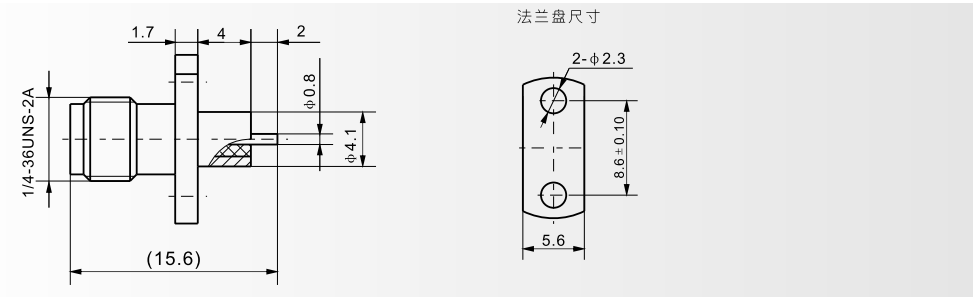
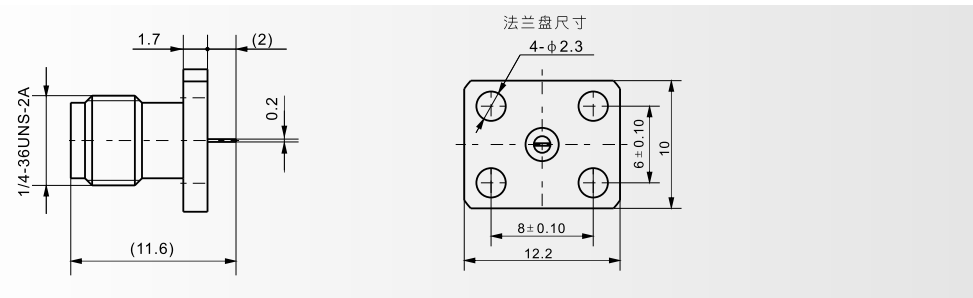
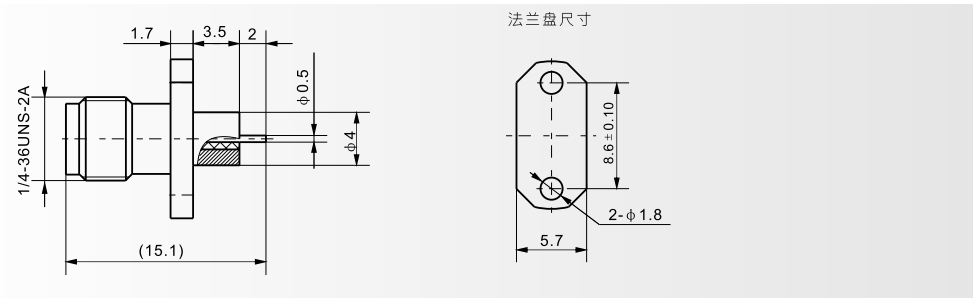
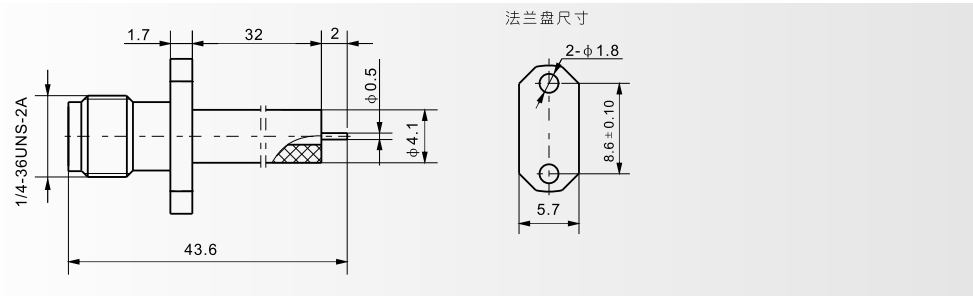
法兰盘尺寸

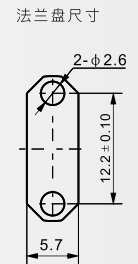
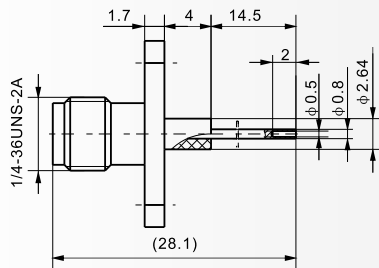
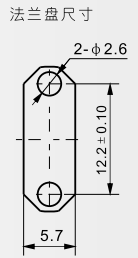
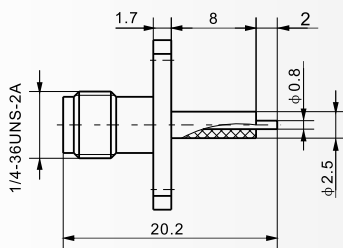
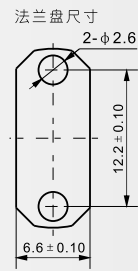
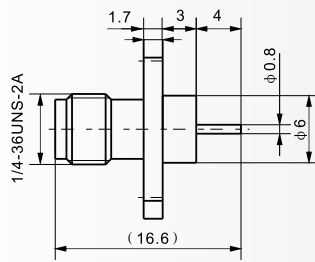
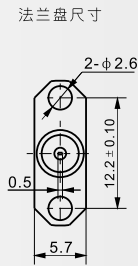
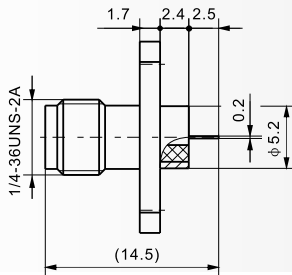
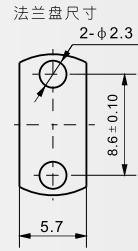
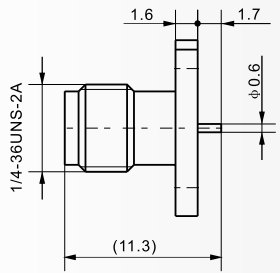


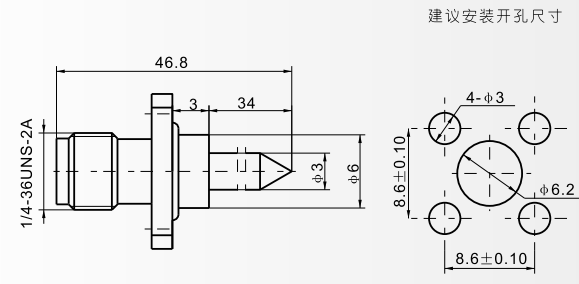
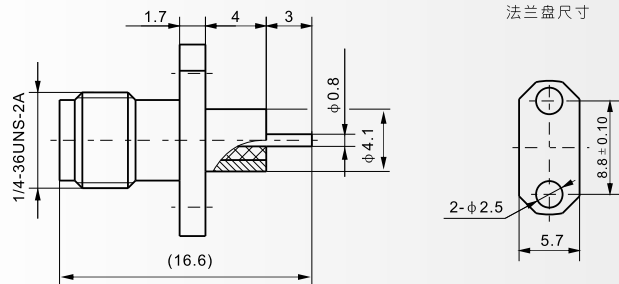
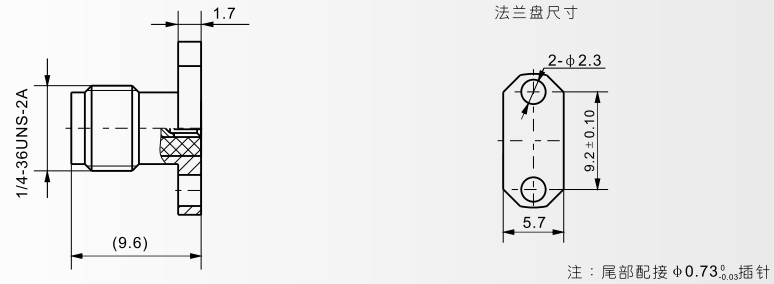
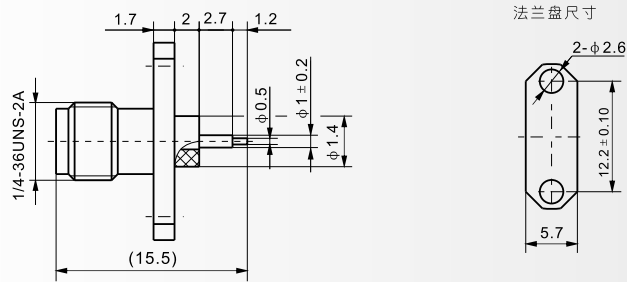
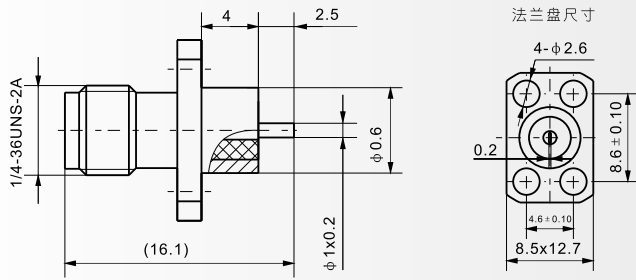
注：尾部配接  $\phi 0.93_{-0.03}^{+0.03}$  插针









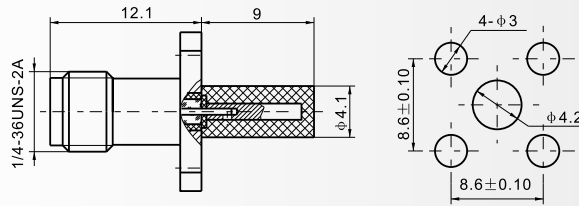


# SMA

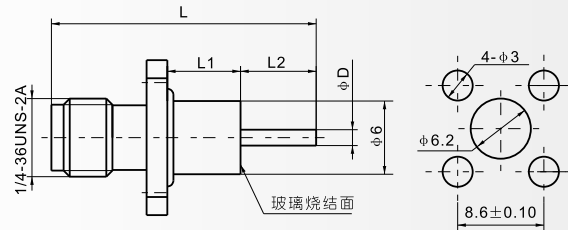
系列射频同轴连接器  
SERIES SMA COAXIAL CONNECTORS



SMA(M)-KFD15(气密封)



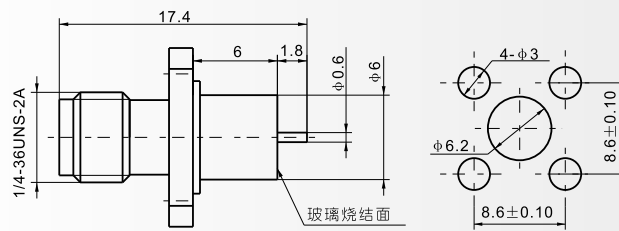
SMA(M)-KFD18等(气密封)



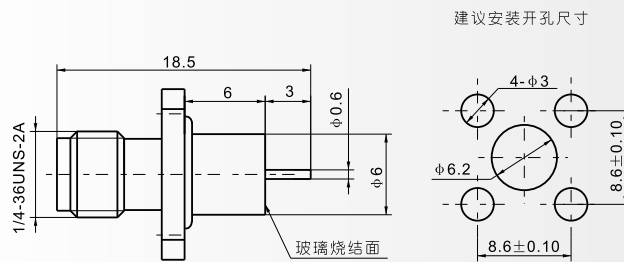
Type	L	L1	L2	D
SMA(M)-KFD18	15.2	2.4	3.3	0.5
SMA(M)-KFD23	21.7	6	6.2	1.3
SMA(M)-KFD24	20.5	6	5	1.3
SMA(M)-KFD27E	20.5	6	5	1.3
SMA(M)-KFD28	31.6	6	16	1.3
SMA(M)-KFD31	24.5	4	11	1.3



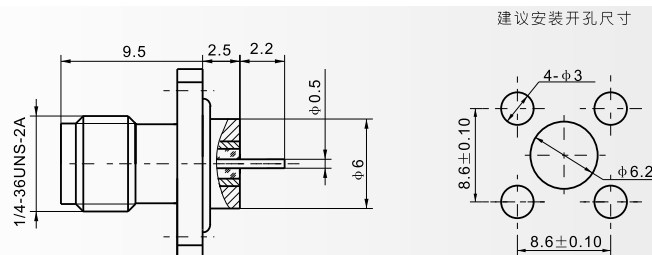
SMA(M)-KFD14(气密封)

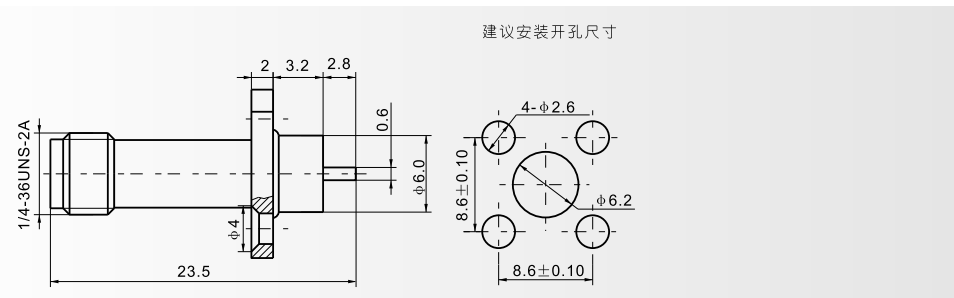
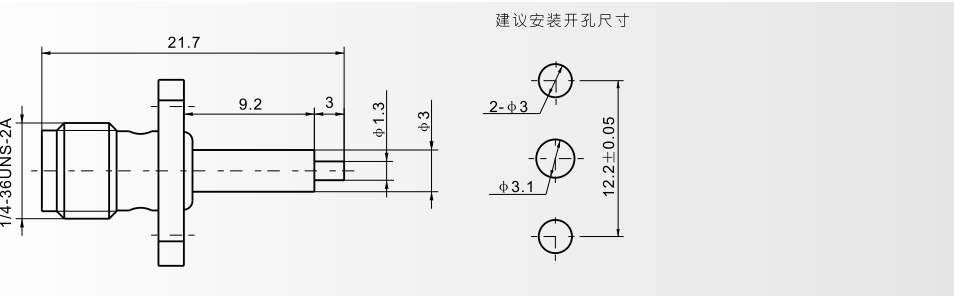
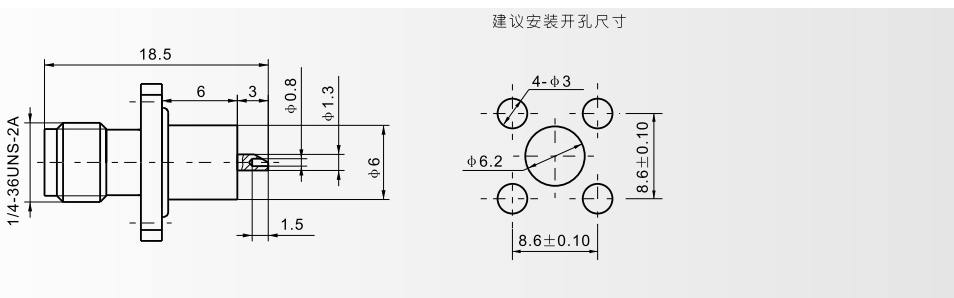
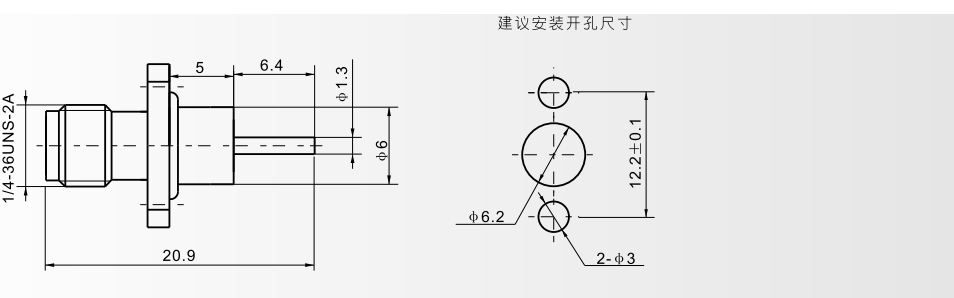
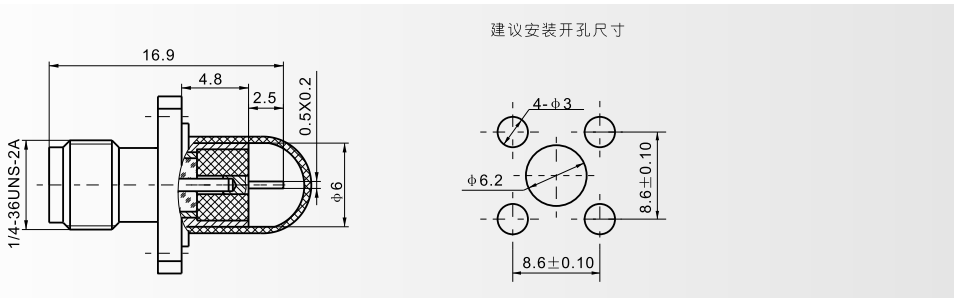


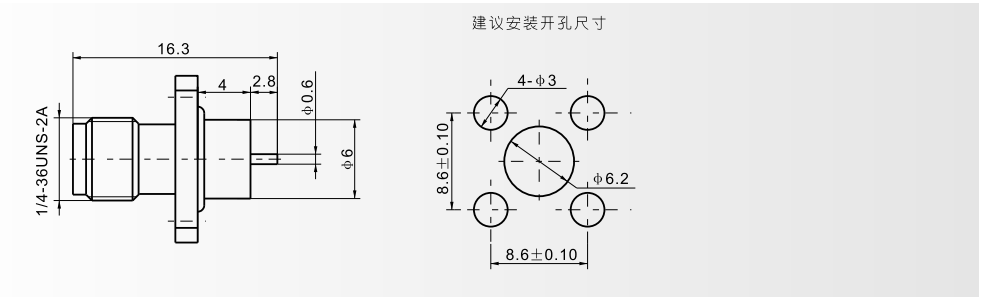
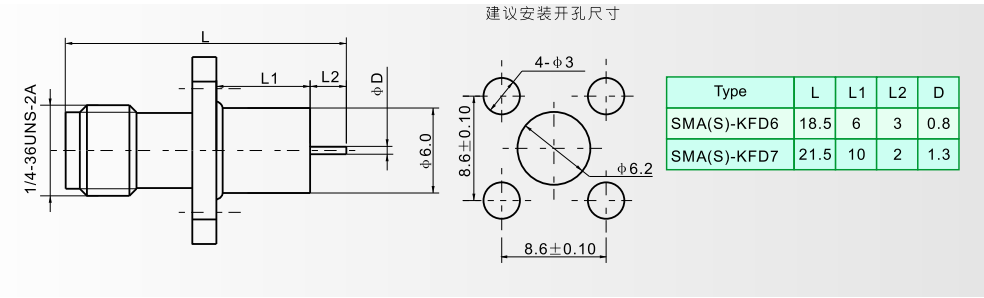
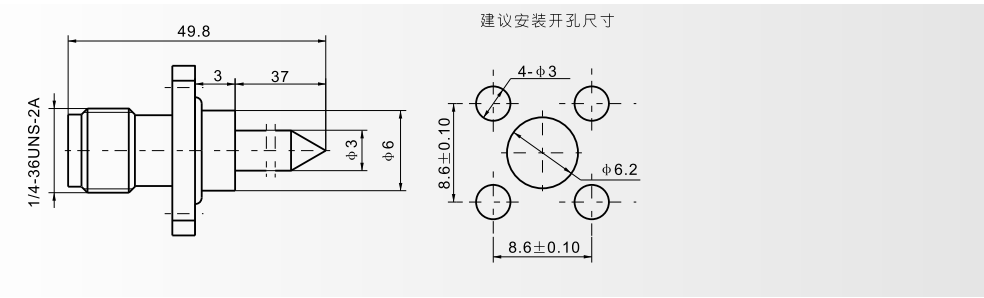
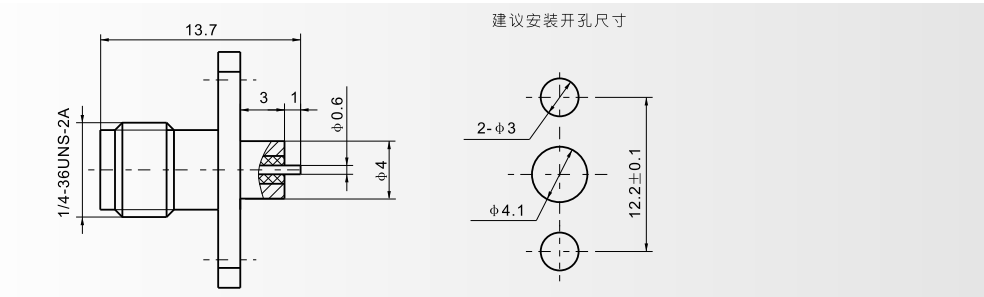
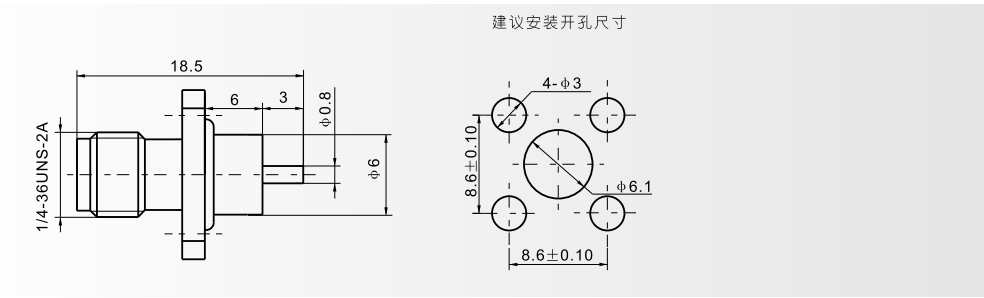
SMA(M)-KFD16(气密封)



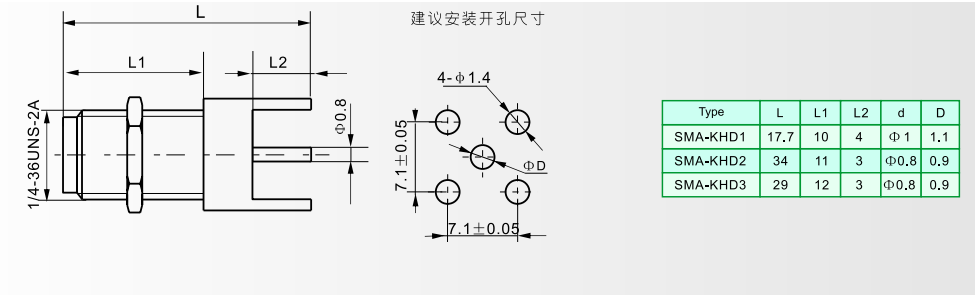
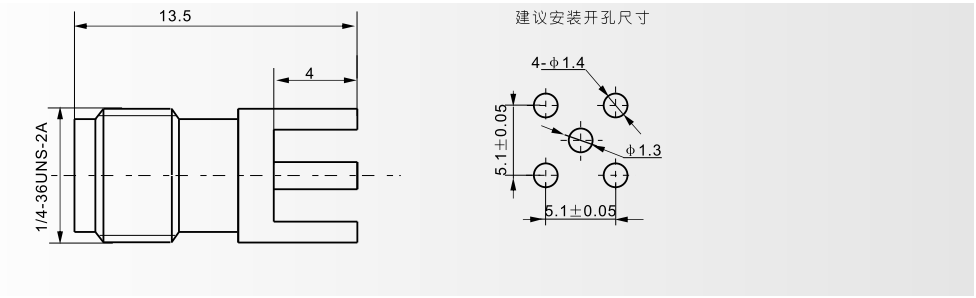
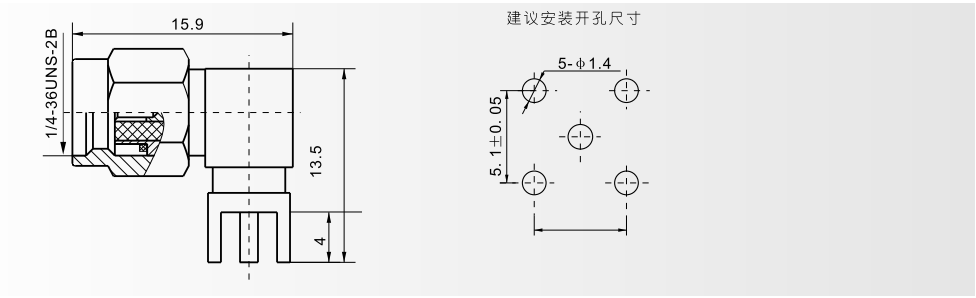
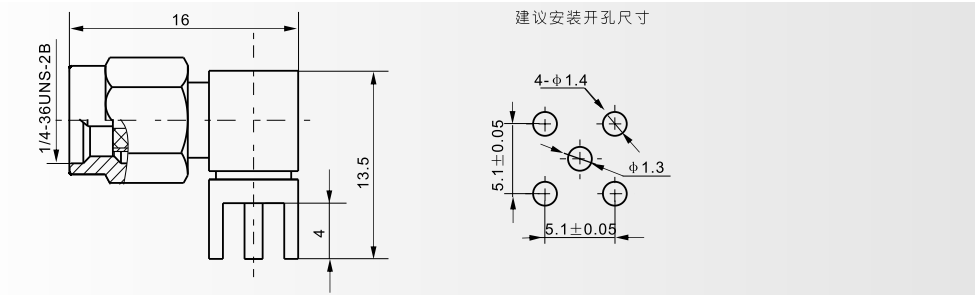
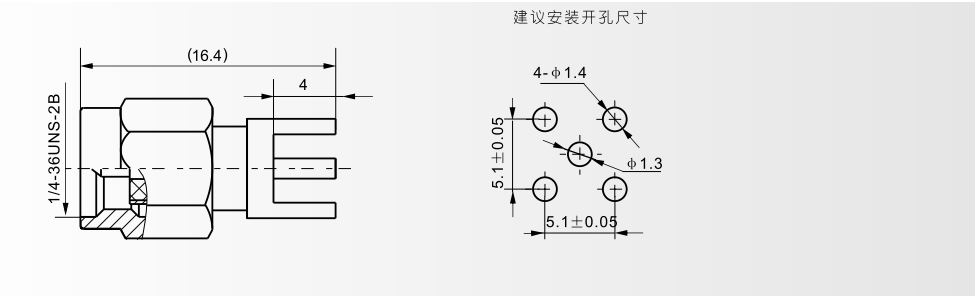

SMA(M)-KFD17(气密封)





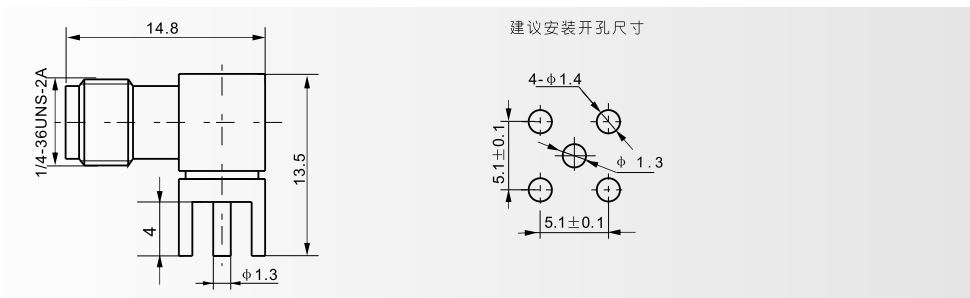

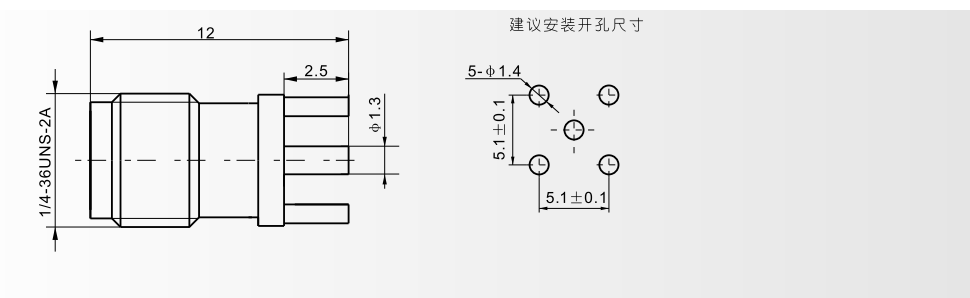
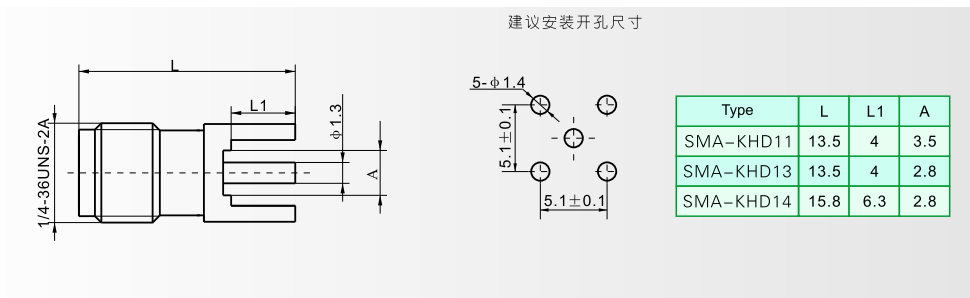
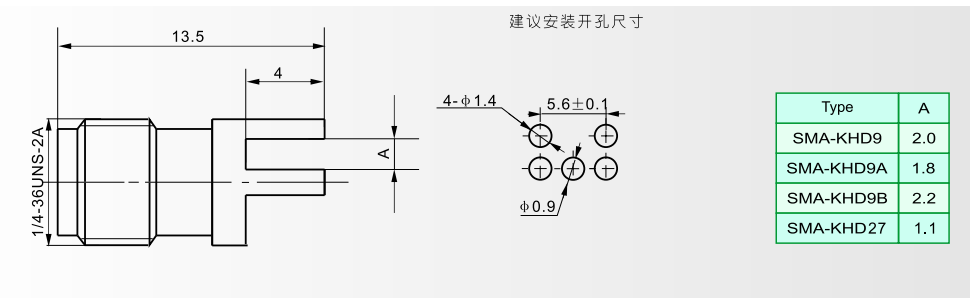
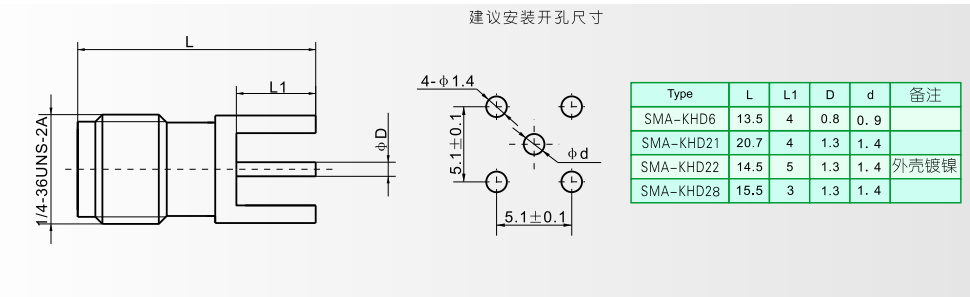


**SMA**  
系列射频同轴连接器  
SERIES SMA COAXIAL CONNECTORS



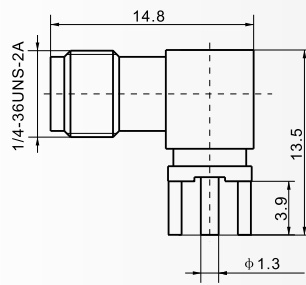


**SMA**  
系列射频同轴连接器  
SERIES SMA COAXIAL CONNECTORS

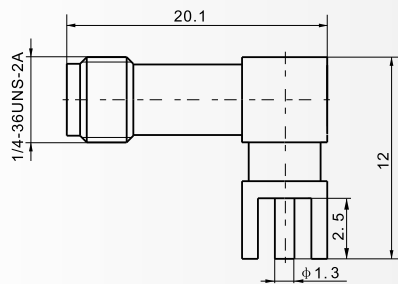

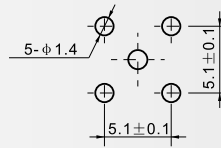


# SMA

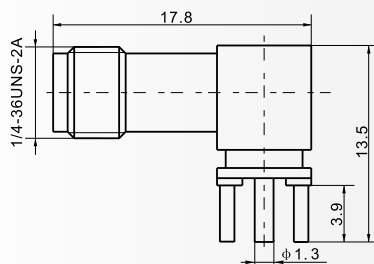
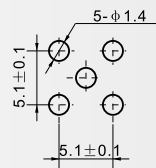
系列射频同轴连接器  
SERIES SMA COAXIAL CONNECTORS



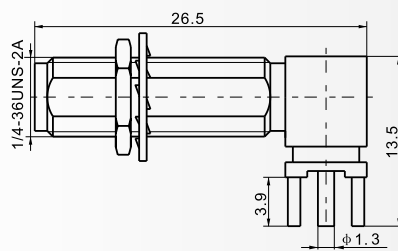
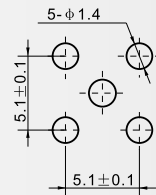
建议安装开孔尺寸



建议安装开孔尺寸



建议安装开孔尺寸



建议安装开孔尺寸

