

Surface Mount Fuse, 7.4 x 3.1 mm, Quick-Acting F, 63 VAC, 63 VDC



Exemplary part photo depending on part no.

OMF 63

UL 248-14 · 63 VAC · 63 VDC · Quick-Acting F

See below:
[Approvals and Compliances](#)

Description

- Directly solderable on printed circuit boards


References

Corresponding Fuseholder [OMH 125](#)
 Assembled Fuseholder
 Fuse Kit [Fuse Kit OMF](#)

Weblinks

[pdf data sheet](#), [html datasheet](#), [General Product Information](#), [Distributor-Stock-Check](#), [Detailed request for product](#)

Technical Data

Rated Voltage	63 VAC, 63 VDC
Rated current	0.063 - 10 A
Breaking Capacity	50 A
Characteristic	Quick-Acting F
Mounting	PCB, SMT
Admissible Ambient Temp.	-40 °C to 125 °C
Climatic Category	40/85/21 acc. to IEC 60068-1
Material: Housing	Thermoplastic, UL 94V-0
Material: Terminals	Copper alloy, tin-plated
Unit Weight	0.1 g
Storage Conditions	0 °C to 60 °C, max. 70% r.h.
Product Marking	 Type, Rated current, Certification marks

Soldering Methods	Reflow, Wave Soldering Profile
Solderability	245 °C / 3 sec acc. to IEC 60068-2-58, Test Td
Resistance to Soldering Heat	260 +0/-5 °C / 40 sec acc. to IPC/JEDEC J-STD-020D, Level 1
Moisture Sensitivity Level	MSL 1, J-STD-020
Case Resistance	acc. to EIA/IS-722, Test 4.7 >100 MΩ (between leads and body)
Flammability	min. UL 94V-1 (acc. to EIA/IS-722, Test 4.12)
Current Carrying Capacity	acc. to EIA/IS-722, Test 4.3.3
Vibration, High Frequency	MIL-STD-202, Method 204 Condition D
Mechanical Shock	MIL-STD-202, Method 213 Condition A
Terminal Strength	MIL-STD-202, Method 211A (Deflection of board 1 mm for 1 minute)

Approvals and Compliances


Detailed information on product approvals, code requirements, usage instructions and detailed test conditions can be looked up in [Details about Approvals](#)

SCHURTER products are designed for use in industrial environments. They have approvals from independent testing bodies according to national and international standards. Products with specific characteristics and requirements such as required in the automotive sector according to IATF 16949, medical technology according to ISO 13485 or in the aerospace industry can be offered exclusively with customer-specific, individual agreements by SCHURTER.

Approvals



The approval mark is used by the testing authorities to certify compliance with the safety requirements placed on electronic products.

Approval Reference Type: OMF 63

Approval Logo	Certificates	Certification Body	Description
	UL Approvals	UL	UR File Number: E41599

Product standards

Product standards that are referenced

Organization	Design	Standard	Description
	Designed according to	UL 248-14	Low voltage fuses - Part 14: Supplemental fuses
	Designed according to	CSA22.2 No. 248.14	Low-Voltage Fuses - Part 14: Supplemental Fuses






Application standards

Application standards where the product can be used

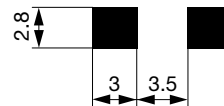
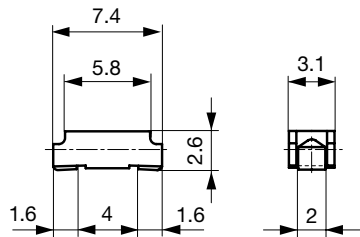
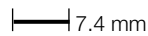
Organization	Design	Standard	Description
	Suitable for applications acc.	IEC/UL 62368-1	Audio/video, information and communication technology equipment - Part 1: Safety requirements

Compliances

The product complies with following Guide Lines

Identification	Details	Initiator	Description
	CE declaration of conformity	SCHURTER AG	The CE marking declares that the product complies with the applicable requirements laid down in the harmonisation of Community legislation on its affixing in accordance with EU Regulation 765/2008.
	UKCA declaration of conformity	SCHURTER AG	The UKCA marking declares that the product complies with the applicable requirements laid down in the British Amendment of Regulation (EC) 765/2008.
	RoHS	SCHURTER AG	Directive RoHS 2011/65/EU, Amendment (EU) 2015/863
	China RoHS	SCHURTER AG	The law SJ / T 11363-2006 (China RoHS) has been in force since 1 March 2007. It is similar to the EU directive RoHS.
	REACH	SCHURTER AG	On 1 June 2007, Regulation (EC) No 1907/2006 on the Registration, Evaluation, Authorization and Restriction of Chemicals 1 (abbreviated as "REACH") entered into force.

Dimension [mm]



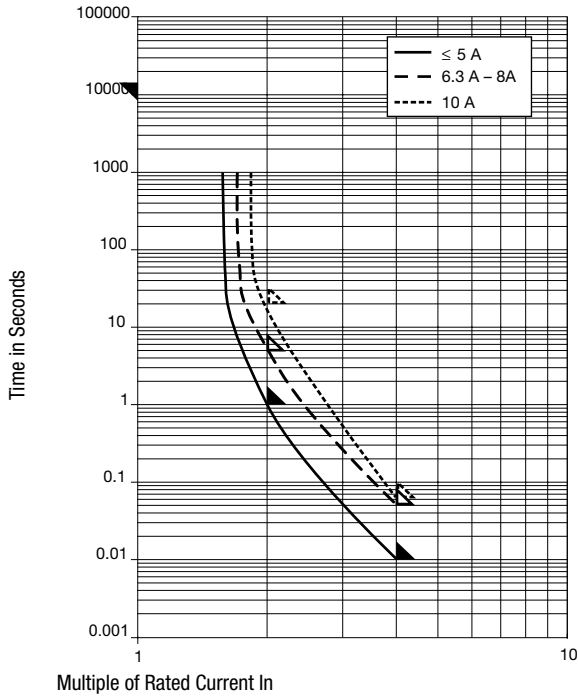
Soldering pads

Pre-Arcing Time


Rated Current I_n 1.0 x I_n min. 2.0 x I_n max. 4.0 x I_n max.


0.063 A - 5 A	4 h	1 s	10 ms
6.3 A - 8 A	4 h	5 s	50 ms
10 A	4 h	20 s	60 ms

Time-Current-Curves



All Variants

Rated Current [A]	Rated Voltage [VAC]	Rated Voltage [VDC]	Breaking Capacity	Voltage Drop 1.0 I _n typ. [mV]	Power Dissipation 1.0 I _n typ. [mW]	Melting I ² t 4.0 I _n typ. [A ² s]		Order Number
0.063	63	63	1)	2550	160	0.00011	●	3402.0003.11
0.063	63	63	1)	2550	160	0.00011	●	3402.0003.22
0.063	63	63	1)	2550	160	0.00011	●	3402.0003.24
0.1	63	63	1)	1770	180	0.00067	●	3402.0004.11
0.1	63	63	1)	1770	180	0.00067	●	3402.0004.22
0.1	63	63	1)	1770	180	0.00067	●	3402.0004.24
0.125	63	63	1)	1770	220	0.0011	●	3402.0049.11
0.125	63	63	1)	1770	220	0.0011	●	3402.0049.22
0.125	63	63	1)	1770	220	0.0011	●	3402.0049.24
0.16	63	63	1)	1770	270	0.0018	●	3402.0005.11
0.16	63	63	1)	1770	270	0.0018	●	3402.0005.22
0.16	63	63	1)	1770	270	0.0018	●	3402.0005.24
0.25	63	63	1)	990	250	0.0058	●	3402.0006.11
0.25	63	63	1)	990	250	0.0058	●	3402.0006.22
0.25	63	63	1)	990	250	0.0058	●	3402.0006.24
0.35	63	63	1)	990	350	0.0076	●	3402.0043.11
0.35	63	63	1)	990	350	0.0076	●	3402.0043.22
0.35	63	63	1)	990	350	0.0076	●	3402.0043.24
0.375	63	63	1)	990	370	0.013	●	3402.0044.11
0.375	63	63	1)	990	370	0.013	●	3402.0044.22
0.375	63	63	1)	990	370	0.013	●	3402.0044.24
0.4	63	63	1)	960	380	0.016	●	3402.0007.11
0.4	63	63	1)	960	380	0.016	●	3402.0007.22
0.4	63	63	1)	960	380	0.016	●	3402.0007.24
0.5	63	63	1)	350	180	0.01	●	3402.0045.11
0.5	63	63	1)	350	180	0.01	●	3402.0045.22
0.5	63	63	1)	350	180	0.01	●	3402.0045.24
0.63	63	63	1)	290	180	0.02	●	3402.0008.11

Rated Current [A]	Rated Voltage [VAC]	Rated Voltage [VDC]	Breaking Capacity	Voltage Drop 1.0 I _n typ. [mV]	Power Dissipation 1.0 I _n typ. [mW]	Melting I ² t 4.0 I _n typ. [A ² s]		Order Number
0.63	63	63	1)	290	180	0.02	●	3402.0008.22
0.63	63	63	1)	290	180	0.02	●	3402.0008.24
0.75	63	63	1)	260	200	0.031	●	3402.0046.11
0.75	63	63	1)	260	200	0.031	●	3402.0046.22
0.75	63	63	1)	260	200	0.031	●	3402.0046.24
1	63	63	1)	220	220	0.078	●	3402.0009.11
1	63	63	1)	220	220	0.078	●	3402.0009.22
1	63	63	1)	220	220	0.078	●	3402.0009.24
1.25	63	63	1)	220	280	0.14	●	3402.0010.11
1.25	63	63	1)	220	280	0.14	●	3402.0010.22
1.25	63	63	1)	220	280	0.14	●	3402.0010.24
1.5	63	63	1)	200	300	0.24	●	3402.0047.11
1.5	63	63	1)	200	300	0.24	●	3402.0047.22
1.5	63	63	1)	200	300	0.24	●	3402.0047.24
1.6	63	63	1)	200	320	0.27	●	3402.0011.11
1.6	63	63	1)	200	320	0.27	●	3402.0011.22
1.6	63	63	1)	200	320	0.27	●	3402.0011.24
2	63	63	1)	200	400	0.44	●	3402.0012.11
2	63	63	1)	200	400	0.44	●	3402.0012.22
2	63	63	1)	200	400	0.44	●	3402.0012.24
2.5	63	63	1)	190	480	0.97	●	3402.0013.11
2.5	63	63	1)	190	480	0.97	●	3402.0013.22
2.5	63	63	1)	190	480	0.97	●	3402.0013.24
3	63	63	1)	190	570	1.3	●	3402.0014.11
3	63	63	1)	190	570	1.3	●	3402.0014.22
3	63	63	1)	190	570	1.3	●	3402.0014.24
3.15	63	63	1)	190	600	1.2	●	3402.0048.11
3.15	63	63	1)	190	600	1.2	●	3402.0048.22
3.15	63	63	1)	190	600	1.2	●	3402.0048.24
3.5	63	63	1)	140	490	1.6	●	3402.0015.11
3.5	63	63	1)	140	490	1.6	●	3402.0015.22
3.5	63	63	1)	140	490	1.6	●	3402.0015.24
4	63	63	1)	140	560	2.1	●	3402.0016.11
4	63	63	1)	140	560	2.1	●	3402.0016.22
4	63	63	1)	140	560	2.1	●	3402.0016.24
5	63	63	1)	140	700	2.9	●	3402.0017.11
5	63	63	1)	140	700	2.9	●	3402.0017.22
5	63	63	1)	140	700	2.9	●	3402.0017.24
6.3	63	63	1)	110	690	14	●	3402.0018.11
6.3	63	63	1)	110	690	14	●	3402.0018.22
6.3	63	63	1)	110	690	14	●	3402.0018.24
7	63	63	1)	105	740	16	●	3402.0019.11
7	63	63	1)	105	740	16	●	3402.0019.22
7	63	63	1)	105	740	16	●	3402.0019.24
8	63	63	1)	100	800	20	●	3402.0020.11
8	63	63	1)	100	800	20	●	3402.0020.22
8	63	63	1)	100	800	20	●	3402.0020.24
10	63	63	1)	80	800	54	●	3402.0040.11
10	63	63	1)	80	800	54	●	3402.0040.22
10	63	63	1)	80	800	54	●	3402.0040.24

Availability for all products can be searched real-time: <https://www.schurter.com/en/info-center/support-tools/stock-check-distributors>

1) 50 A @ 63 VAC, cos φ = 0.99 - 1; 50 A @ 63 VDC tau < 1 ms

Packaging Unit

acc. IEC 60286-3 Type 2a

.xx = .11	100 St. in ESD-plastic bag
.xx = .22	750 pcs. in tape [W: 16mm and P1: 8mm] on reel [A: 18cm]
.xx = .24	3000 pcs. in tape [W: 16mm and P1: 8mm] on reel [A: 33cm]
