

SHINDENGEN

General Purpose Rectifiers

SIL Bridges

D15XB60

600V 15A

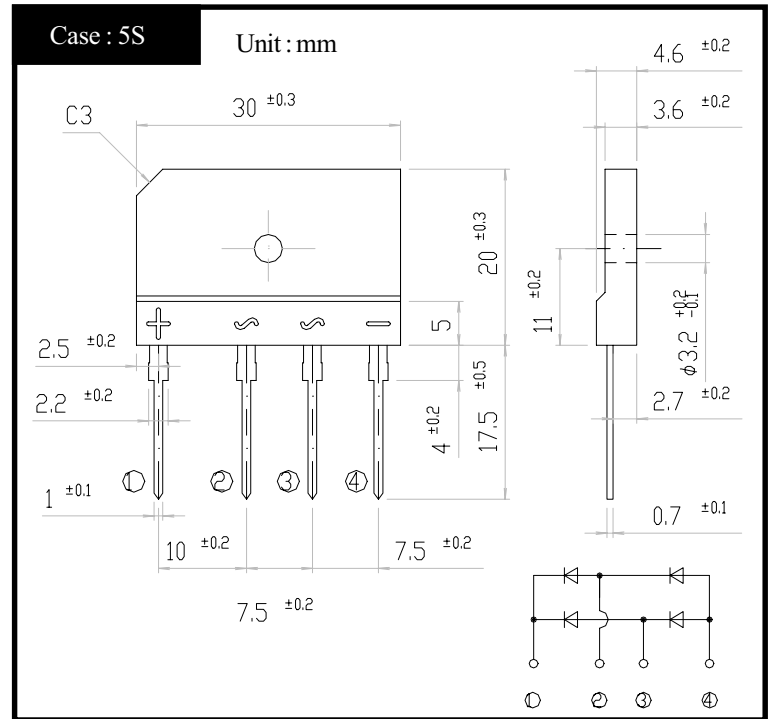
FEATURES

- Thin Single In-Line Package
- High current capacity with Small Package
- High IFSM
- Superior Thermal Conductivity

APPLICATION

- Switching power supply
- Home Appliances, Office Equipment
- Factory Automation, Inverter

OUTLINE DIMENSIONS



RATINGS

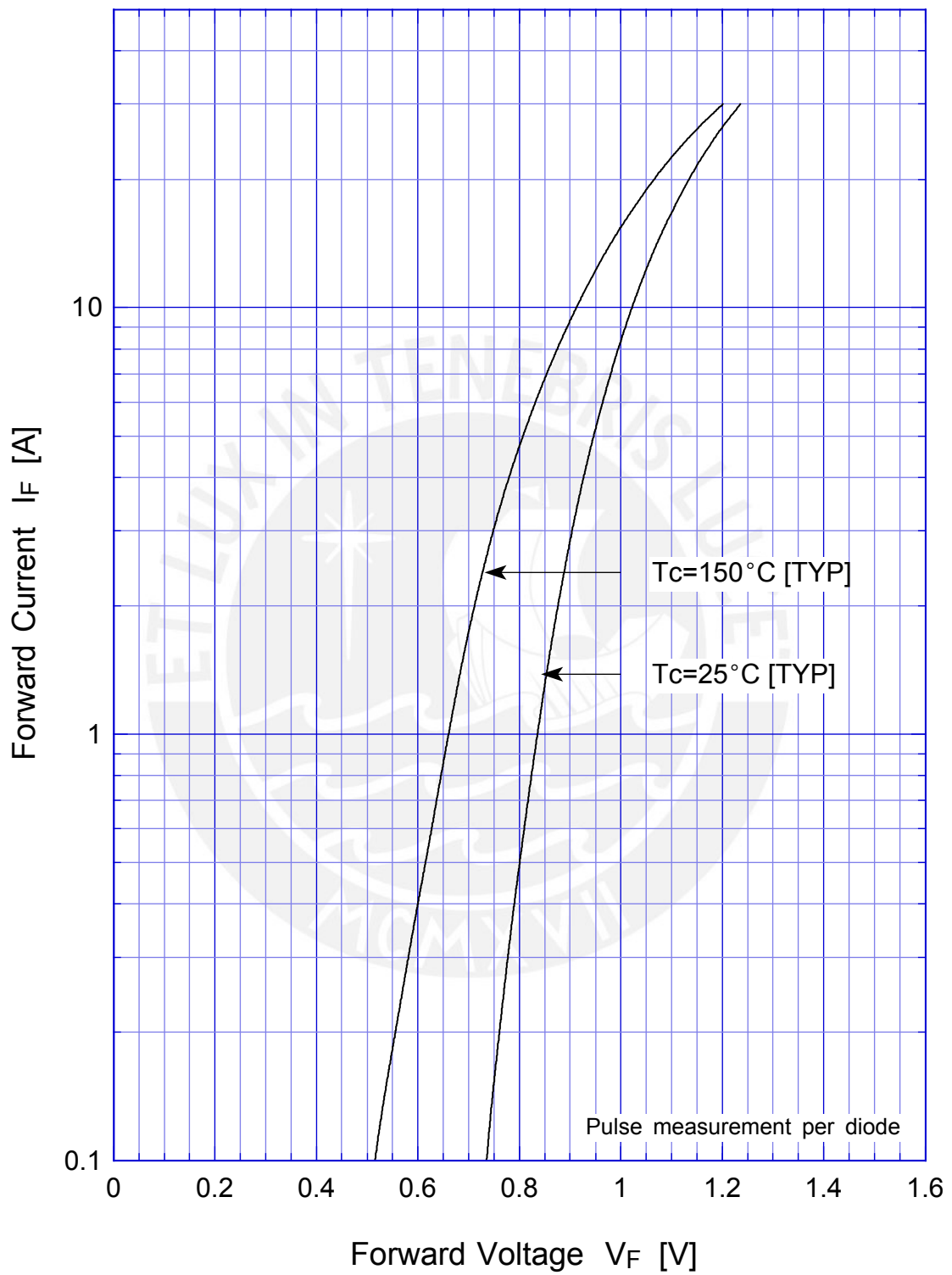
● Absolute Maximum Ratings (If not specified Tc=25°C)

Item	Symbol	Conditions	Ratings	Unit
Storage Temperature	T _{stg}		-40~150	°C
Operating Junction Temperature	T _j		150	°C
Maximum Reverse Voltage	V _{RM}		600	V
Average Rectified Forward Current	I _O	50Hz sine wave, R-load With heatsink T _c =100°C	15	A
		50Hz sine wave, R-load Without heatsink T _a =25°C	3.2	
Peak Surge Forward Current	I _{FSM}	50Hz sine wave, Non-repetitive 1cycle peak value, T _j =25°C	200	A
Current Squared Time	I ² t	1ms ≤ t < 10ms T _j =25°C	110	A ² s
Dielectric Strength	V _{dis}	Terminals to case, AC 1 minute	2.5	kV
Mounting Torque	TOR	(Recommended torque : 0.5N·m)	0.8	N·m

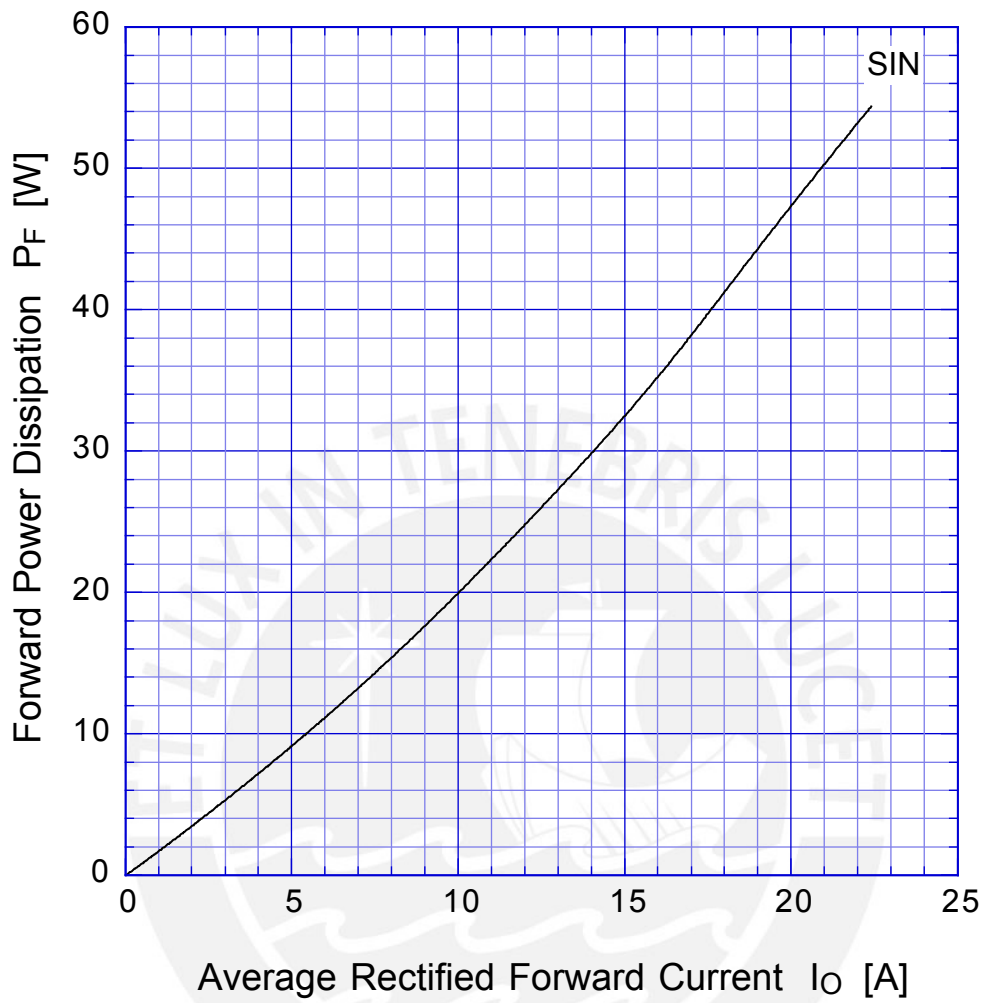
● Electrical Characteristics (If not specified Tc=25°C)

Item	Symbol	Conditions	Ratings	Unit
Forward Voltage	V _F	I _F =7.5A, Pulse measurement, Rating of per diode	Max.1.1	V
Reverse Current	I _R	V _R =V _{RM} , Pulse measurement, Rating of per diode	Max.10	μA
Thermal Resistance	θ _{jc}	junction to case With heatsink	Max.1.5	°C/W
	θ _{jl}	junction to lead Without heatsink	Max.5	
	θ _{ja}	junction to ambient Without heatsink	Max.22	

D15XBx Forward Voltage



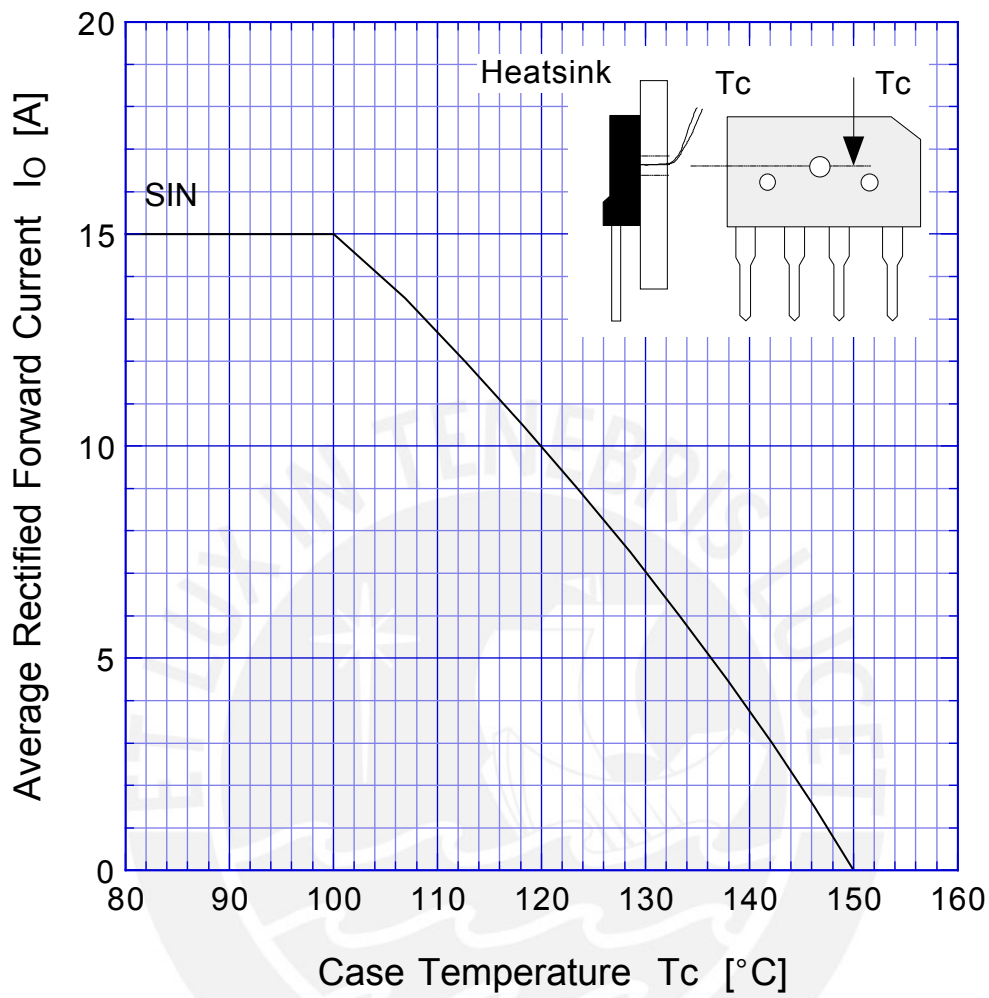
D15XBx Forward Power Dissipation



$T_j = 150^\circ\text{C}$
Sine wave

D15XBx

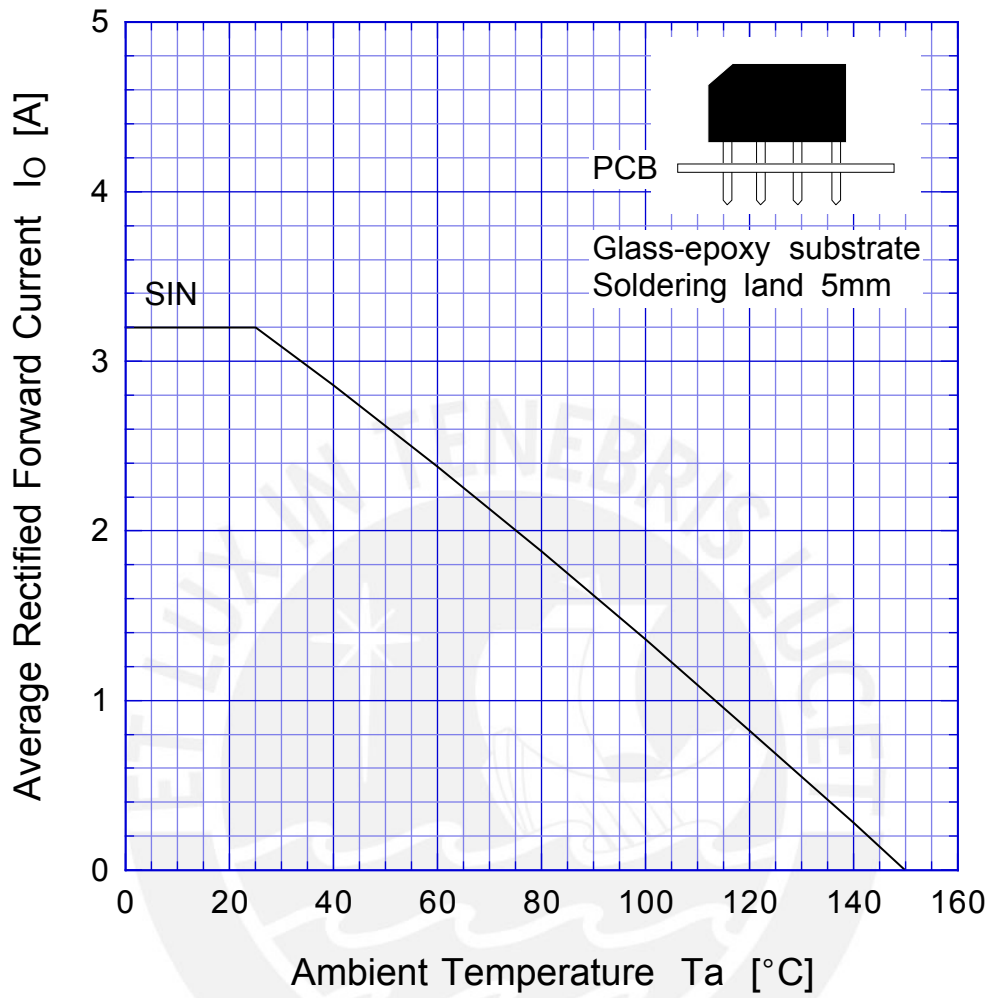
Derating Curve



Sine wave
R-load
with heatsink

D15XBx

Derating Curve



Sine wave
R-load
Free in air

D15XBx Peak Surge Forward Capability

