

Printed-circuit board connector - IC 2,5/10-ST-5,08 - 1786255

Please be informed that the data shown in this PDF Document is generated from our Online Catalog. Please find the complete data in the user's documentation. Our General Terms of Use for Downloads are valid (<http://phoenixcontact.com/download>)

Plug component, Nominal current: 12 A, Rated voltage (III/2): 320 V, Number of positions: 10, Pitch: 5.08 mm, Connection method: Screw connection with tension sleeve, Color: green, Contact surface: Tin




The figure shows a 10-position version of the product

Why buy this product

- ✓ Well-known connection principle allows worldwide use
- ✓ Easy PCB replacement thanks to plug-in modules
- ✓ Inverted connector with pin contacts for touch-proof device outputs or free-hanging cable/cable connections
- ✓ Can be combined with the MSTB 2,5 range
- ✓ Low temperature rise, thanks to maximum contact force



Key Commercial Data

Packing unit	50 STK
GTIN	 4 017918 042400
GTIN	4017918042400
Weight per Piece (excluding packing)	16.270 g
Custom tariff number	85366990
Country of origin	Germany

Technical data

Dimensions

Length	19.2 mm
Height	15 mm
Width	52.30 mm
Pitch	5.08 mm
Dimension a	45.72 mm

General

Range of articles	IC 2,5/..-ST
-------------------	--------------

Printed-circuit board connector - IC 2,5/10-ST-5,08 - 1786255

Technical data

General

Type of contact	Male connector
Number of positions	10
Connection method	Screw connection with tension sleeve
Insulating material group	I
Rated surge voltage (III/3)	4 kV
Rated surge voltage (III/2)	4 kV
Rated surge voltage (II/2)	4 kV
Rated voltage (III/3)	250 V 250 V
Rated voltage (III/2)	320 V
Rated voltage (II/2)	630 V
Connection in acc. with standard	EN-VDE
Nominal current I _N	12 A
Nominal cross section	2.5 mm ²
Maximum load current	12 A
Insulating material	PA
Flammability rating according to UL 94	V0
Internal cylindrical gage	A3
Stripping length	7 mm
Screw thread	M3
Tightening torque, min	0.5 Nm
Tightening torque max	0.6 Nm

Connection data

Conductor cross section solid min.	0.2 mm ²
Conductor cross section solid max.	2.5 mm ²
Conductor cross section flexible min.	0.2 mm ²
Conductor cross section flexible max.	2.5 mm ²
Conductor cross section flexible, with ferrule without plastic sleeve min.	0.25 mm ²
Conductor cross section flexible, with ferrule without plastic sleeve max.	2.5 mm ²
Conductor cross section flexible, with ferrule with plastic sleeve min.	0.25 mm ²
Conductor cross section flexible, with ferrule with plastic sleeve max.	2.5 mm ²
Conductor cross section AWG min.	24
Conductor cross section AWG max.	12
2 conductors with same cross section, solid min.	0.2 mm ²
2 conductors with same cross section, solid max.	1 mm ²
2 conductors with same cross section, stranded min.	0.2 mm ²
2 conductors with same cross section, stranded max.	1.5 mm ²
2 conductors with same cross section, stranded, ferrules without plastic sleeve, min.	0.25 mm ²
2 conductors with same cross section, stranded, ferrules without plastic sleeve, max.	1 mm ²

Printed-circuit board connector - IC 2,5/10-ST-5,08 - 1786255

Technical data

Connection data

2 conductors with same cross section, stranded, TWIN ferrules with plastic sleeve, min.	0.5 mm ²
2 conductors with same cross section, stranded, TWIN ferrules with plastic sleeve, max.	1.5 mm ²
Minimum AWG according to UL/CUL	30
Maximum AWG according to UL/CUL	12

Standards and Regulations

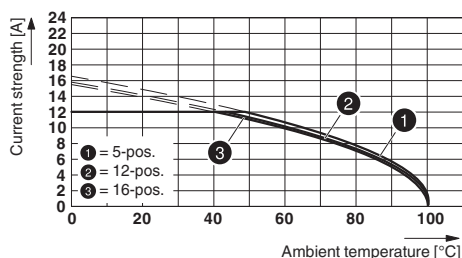
Connection in acc. with standard	EN-VDE
	CSA
Flammability rating according to UL 94	V0

Environmental Product Compliance

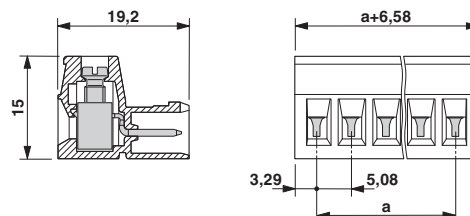
China RoHS	Environmentally Friendly Use Period = 50
	For details about hazardous substances go to tab "Downloads", Category "Manufacturer's declaration"

Drawings

Diagram



Dimensional drawing



Type: (U)MSTBVK 2,5/...-ST-5,08 with IC 2,5/...-ST-5,08

Approvals

Approvals

Approvals

CSA / UL Recognized / VDE Gutachten mit Fertigungsüberwachung / cUL Recognized / IECCE CB Scheme / EAC / cULus Recognized


Ex Approvals


Approval details


Printed-circuit board connector - IC 2,5/10-ST-5,08 - 1786255


Approvals

CSA		http://www.csagroup.org/services/testing-and-certification/certified-product-listing/	13631
	B	D	
mm ² /AWG/kcmil	28-12	28-12	
Nominal current IN	10 A	10 A	
Nominal voltage UN	300 V	300 V	

UL Recognized		http://database.ul.com/cgi-bin/XYV/template/LISEXT/1FRAME/index.htm	FILE E 60425
	B	D	
mm ² /AWG/kcmil	30-12	30-12	
Nominal current IN	12 A	10 A	
Nominal voltage UN	250 V	300 V	

VDE Gutachten mit Fertigungsüberwachung		http://www.vde.com/en/Institute/OnlineService/VDE-approved-products/Pages/Online-Search.aspx	40004701
mm ² /AWG/kcmil	0.2-2.5		
Nominal current IN	12 A		
Nominal voltage UN	250 V		


cUL Recognized		http://database.ul.com/cgi-bin/XYV/template/LISEXT/1FRAME/index.htm	FILE E 60425
	B	D	
mm ² /AWG/kcmil	30-12	30-12	
Nominal current IN	12 A	10 A	
Nominal voltage UN	250 V	300 V	

IECEE CB Scheme		http://www.iecee.org/	DE1-56062-B1B2
mm ² /AWG/kcmil	0.2-2.5		
Nominal current IN	12 A		
Nominal voltage UN	250 V		

Printed-circuit board connector - IC 2,5/10-ST-5,08 - 1786255

Approvals

EAC		B.01742
-----	---	---------

cULus Recognized		http://database.ul.com/cgi-bin/XYV/template/LISEXT/1FRAME/index.htm
------------------	---	---